

Testing For Your Organisation

Guide to self-testing with Rapid Lateral Flow tests (LFT)

This is an overview of the key steps for lateral flow testing (LFT) in adult social care.

It is very important that you also read the step-by-step guide that comes with the test kit.

Key resources

For more detailed guidance and resources for adult social care:

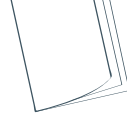

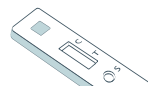
www.gov.uk/government/publications/coronavirus-covid-19-testing-for-adult-social-care-settings



Scan this QR code with your device camera to be taken straight to the link

Taking the test


Refer to the step-by-step instructions in your kit for details on taking the test. A few reminders:

- 1 Review the step-by-step instructions booklet in your kit 
- 2 Complete a throat and nasal swab 
- 3 Make sure you have your Unique Organisation Number (UON) ready. If you do not know your UON, please reach out to the person who provided you the test. It may be helpful to write the UON below
- 4 Wait the full 30 minutes before checking your result 
- 5 Report your result online www.gov.uk/report-covid19-result 
- 6 Tests should be conducted at the frequency outlined by national policy for you 

? If you have any questions you can speak to your manager or call 119 or if in Scotland call 0300 303 2713

Results Variation

Results may not be as easy to read as the examples shown in the step-by-step instructions. Result lines may appear smudged or faint, but they are still valid results and must be reported.



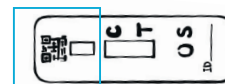
REMEMBER TO REPORT EVERY RESULT – including negatives and voids as well as positive results. This is important to help the NHS Test and Trace monitor the spread of the virus.

Reporting your results

Your result will be complete after 30 minutes. You must then report all rapid LFT results.

What you need to report your result

- The test strip ID number on the test strip device (under the QR code)
- The Unique Organisation Number (UON) from the site where you received the test kit. If you do not know your UON, please reach out to the individual who provided you with the test



To report online, visit: www.gov.uk/report-covid19-result

You will be asked “Who was the test for?”, please select “A social care service”.

If you are an independent health provider (IHP), please select “An employer or organisation”.

To report by phone

For England, Wales, and Northern Ireland: call 119 (free from mobiles and landlines). For Scotland: call 0300 303 2713 (charged at your standard network rate)

Guidance for a positive result

- If you get a positive LFT result you must immediately self-isolate, take a confirmatory PCR test as soon as possible and inform your line manager/ employer/ the person who provided you the test
- If you were not provided a PCR test, you can order one at: www.gov.uk/report-covid19-result
- Register your confirmatory PCR test, with your UON at: <https://test-for-coronavirus.service.gov.uk/register-kit>

Vaccine rollout

You must continue to test, even if you have been vaccinated, as we do not yet know if the vaccine prevents the virus being passed on to others. All staff still need to follow the workplace guidance, including wearing the correct Personal Protection Equipment (PPE) and taking regular tests to protect themselves, the people they care for, family, friends and colleagues.



If you have any questions you can speak to your manager or call 119 or if in Scotland call 0300 303 2713