



Public Health  
England

# **Sexually transmitted infections in Yorkshire and Humber 2017 data**

# About Public Health England

Public Health England exists to protect and improve the nation's health and wellbeing, and reduce health inequalities. We do this through world-leading science, knowledge and intelligence, advocacy, partnerships and the delivery of specialist public health services. We are an executive agency of the Department of Health and Social Care, and a distinct delivery organisation with operational autonomy. We provide government, local government, the NHS, Parliament, industry and the public with evidence-based professional, scientific and delivery expertise and support.

Public Health England  
Wellington House  
133-155 Waterloo Road  
London SE1 8UG  
Tel: 020 7654 8000  
[www.gov.uk/phe](http://www.gov.uk/phe)  
Twitter: [@PHE\\_uk](https://twitter.com/PHE_uk)  
Facebook: [www.facebook.com/PublicHealthEngland](https://www.facebook.com/PublicHealthEngland)

Prepared by: Mary Cronin and Simon Padfield, Field Service, Yorkshire and Humber  
For queries relating to this document, please contact: [yhfes@phe.gov.uk](mailto:yhfes@phe.gov.uk)



© Crown copyright 2018

You may re-use this information (excluding logos) free of charge in any format or medium, under the terms of the Open Government Licence v3.0. To view this licence, visit [OGL](https://www.ogp.gov.uk). Where we have identified any third party copyright information you will need to obtain permission from the copyright holders concerned.

Published September 2018  
PHE publications  
gateway number: 2018495

PHE supports the UN  
Sustainable Development Goals



# Contents

1. Summary	4
2. Charts, tables and maps	9
3. Information on data sources	18
4. Further information	20
5. About the Field Service	21
6. Acknowledgements	22

# 1. Summary

Sexually transmitted infections (STIs) represent an important public health problem in Yorkshire and Humber. Out of all the Public Health England centres it has the third highest rate of new STIs in England. More than 37,400 new STIs were diagnosed in Yorkshire and Humber residents in 2017, representing a rate of 690 diagnoses per 100,000 population. Rates by upper tier local authority ranged from 411 new STI diagnoses per 100,000 population in East Riding of Yorkshire to 1,117 new STI diagnoses per 100,000 population in Leeds.

The number of new STIs diagnosed in Yorkshire and Humber residents rose by 2% between 2016 and 2017 but the general trend over the past five years in Y&H has been relatively flat. Rises were seen in the numbers of most of the five major STIs: syphilis increased by 12%, gonorrhoea by 16% and chlamydia by 5%. Genital herpes decreased by 2% and genital warts by 11%.

The increase in syphilis seen across Y&H is the subject of ongoing work and more detailed trend information was included in a separate report circulated in March 2018. This showed that there was a step change in the increasing trend for syphilis at Yorkshire and Humber level around June 2015 and at local authority level even earlier (around July 2014) in two local authority areas (Leeds and Bradford) and later (after June 2015) in three others (Wakefield, Barnsley and Hull). The 12% increase in cases seen in 2017 followed an 84% increase seen between 2015 and 2016.

PHE recommends that local areas should be working towards achieving a chlamydia detection rate of at least 2,300 per 100,000 among individuals aged 15 to 24 years and this is an indicator in the Public Health Outcomes Framework. In 2017 the chlamydia diagnosis rate among Yorkshire and Humber residents aged 15 to 24 years was 2,244 per 100,000 residents.

Rates of new STIs vary somewhat between men and women (631 and 747 per 100,000 residents respectively). There has been almost no change in the overall proportions of all STIs diagnosed in MSM, young people and by ethnicity since 2016.

Where gender and sexual orientation are known, men who have sex with men (MSM) account for 9% of Yorkshire and Humber residents diagnosed with a new STI in a specialist sexual health service (SHS)<sup>1</sup> (72% of those diagnosed with syphilis and 33% of those diagnosed with gonorrhoea).

---

<sup>1</sup> Sexual health services (SHSs) include both specialist (level 3) and non-specialist (level 1 & 2) SHSs. Specialist SHSs refers to genitourinary medicine (GUM) and integrated GUM/sexual and reproductive health (SRH) services. Non-specialist SHSs refers to SRH services, young people's services, online sexual health services, termination of pregnancy services, pharmacies, outreach and general practice, and other community-based settings.

STIs disproportionately affect young people. Yorkshire and Humber residents aged between 15 and 24 years accounted for 62% of all new STI diagnoses in 2017. The white ethnic group has the highest number of new STI diagnoses: over 27,000 (87%). Although only 1% of new STIs are in black Caribbeans, they have the highest rate: 1,763 per 100,000, which is 3 times the rate seen in the white ethnic group. Where country of birth was known, 90% of Yorkshire and Humber residents diagnosed in a specialist SHS in 2017 with a new STI were UK-born.

## Implications for prevention

The impact of STIs remains greatest in young heterosexuals aged 15 to 24 years, black ethnic minorities and MSM.<sup>2</sup> Public Health England (PHE) is conducting and managing a number of initiatives to address this inequality. Access to high quality information is essential for good sexual health and PHE has funded an on-line resource<sup>3</sup> and a telephone helpline<sup>4</sup> to provide advice on contraception, pregnancy and STIs.

The high rates of STIs among young people are likely to be due to greater rates of partner change.<sup>5</sup> Statutory, high-quality relationship and sex education at all secondary schools will equip young people with the information and skills to improve their sexual health.<sup>6,7,8</sup> PHE recently launched a health promotion campaign to promote condom use and positive sexual relationships among 16 to 24 year olds.<sup>9</sup> The vast majority of areas in England have condom schemes which distribute condoms to young people (mostly under 20 years of age) through a variety of outlets with an estimated coverage of 6% in under 20 year olds.<sup>10</sup>

There has been a long term decline in the chlamydia detection rate among 15 to 24 year olds and notable variations by geographic area, often reflecting rates of testing. Given the large drops in testing nationally and the high positivity of women within sexual and reproductive health services it is likely that some infected women are going undiagnosed.

---

<sup>2</sup> Sexually transmitted infections and screening for chlamydia in England, 2017. Public Health England  
[https://assets.publishing.service.gov.uk/government/uploads/system/uploads/attachment\\_data/file/713944/hpr2018\\_AA-STIs\\_v5.pdf](https://assets.publishing.service.gov.uk/government/uploads/system/uploads/attachment_data/file/713944/hpr2018_AA-STIs_v5.pdf)

<sup>3</sup> <https://sexwise.fpa.org.uk/>

<sup>4</sup> <https://sexwise.fpa.org.uk/where-to-get-help/helplines>

<sup>5</sup> Mercer CH et al. Changes in sexual attitudes and lifestyles in Britain through the life course and over time: findings from the National Surveys of Sexual Attitudes and Lifestyles (Natsal). *The Lancet* 2013; 382(9907):1781- 94.

<sup>6</sup> Macdowall W et al. Associations between source of information about sex and sexual health outcomes in Britain: findings from the third National Survey of Sexual Attitudes and Lifestyles (Natsal-3). *BMJ Open* 2015; 5(3): e007837. DOI: 10.1136/bmjopen-2015-007837. PubMed PMID: PMC4360826.

<sup>7</sup> Sex Education Forum. SRE - the evidence: [www.sexeducationforum.org.uk/media/28306/SRE-the-evidence-March-2015.pdf](http://www.sexeducationforum.org.uk/media/28306/SRE-the-evidence-March-2015.pdf). Accessed 31st May 2018.

<sup>8</sup> Department for Education. Policy paper: Relationships education, RSE and PSHE: [www.gov.uk/government/publications/relationships-education-rse-and-pshe](http://www.gov.uk/government/publications/relationships-education-rse-and-pshe).

<sup>9</sup> [www.nhs.uk/protect-against-stis-use-a-condom/home](http://www.nhs.uk/protect-against-stis-use-a-condom/home)

<sup>10</sup> Ratna N, A N, Hadley A, Brigstock-Barron O. Condom Distribution Schemes in England 2015/16: [www.gov.uk/government/publications/condom-distribution-schemes-in-england](http://www.gov.uk/government/publications/condom-distribution-schemes-in-england).

Local authorities with detection rates below the PHOF recommended indicator of 2,300 per 100,000 population should consider means to promote chlamydia screening to most effectively detect and control chlamydia infections. Local areas should focus on embedding chlamydia screening for 15 to 24 year olds into a variety of non-specialist SHSs and community-based settings, focusing on those which serve the populations with the highest need based on positivity. They should also emphasise the need for repeat screening annually and on change of sexual partner, as well as the need for re-testing after a positive diagnosis within three months of initial diagnosis; and ensure treatment and partner notification standards are met.

To help local areas improve their chlamydia detection rate in 15 to 24 year olds, PHE developed the chlamydia care pathway (CCP) to outline comprehensive case management for an episode of chlamydia testing, diagnosis and treatment.<sup>11</sup> CCP support is delivered through facilitated workshops, the aim of which is to create action plans for how services might be improved or resources redistributed to most effectively identify infected individuals.

The increase in gonorrhoea diagnoses between 2016 and 2017 is concerning due to the ongoing circulation of high-level azithromycin resistant gonorrhoea.<sup>12</sup> Additionally, the first detected case of extensively drug resistant *Neisseria gonorrhoeae* with resistance to ceftriaxone and high-level resistance to azithromycin, the two antibiotics used as front-line dual therapy, was detected in the UK in March 2018.<sup>13</sup> To detect any further importations or local circulation of similar multi-drug resistant strains, clinical laboratories should continue to refer *N. gonorrhoeae* isolates with resistance to ceftriaxone or azithromycin to the PHE Reference Bacteriology at PHE Colindale for confirmation. General practitioners are reminded to refer all suspected cases of gonorrhoea to specialist SHSs for appropriate management.<sup>14</sup>

The continuing rise of syphilis among MSM also remains a concern. There is evidence that condomless sex associated with HIV sero-adaptive behaviours (which include selecting partners perceived to be of the same HIV sero-status), is leading to increased STI transmission.<sup>15,16</sup> PHE will publish an action plan, with recommendations for PHE and partner organisations, to address the continued increase in syphilis diagnoses in England.

---

<sup>11</sup> Public Health England. NCSP: chlamydia care pathway: [www.gov.uk/government/publications/ncsp-chlamydia-care-pathway](http://www.gov.uk/government/publications/ncsp-chlamydia-care-pathway).

<sup>12</sup> Fifer H et al. Failure of Dual Antimicrobial Therapy in Treatment of Gonorrhoea. *New England Journal of Medicine* 2016; 374(25): 2504-6. DOI: 10.1056/NEJMc1512757. PubMed PMID: 27332921

<sup>13</sup> Public Health England. Multi-drug resistant gonorrhoea in England: 2018: [www.gov.uk/government/publications/multi-drug-resistant-gonorrhoea-in-england-2018](http://www.gov.uk/government/publications/multi-drug-resistant-gonorrhoea-in-england-2018).

<sup>14</sup> Royal College of General Practitioners (Sex; Drugs; HIV and Viral Hepatitis Group), British Association for Sexual Health and HIV. Sexually Transmitted Infections in Primary Care 2013 (RCGP/BASHH). Lazaro N: [www.rcgp.org.uk/clinical-and-research/resources/a-to-z/clinical-resources/sexually-transmitted-infections-in-primary-care.aspx](http://www.rcgp.org.uk/clinical-and-research/resources/a-to-z/clinical-resources/sexually-transmitted-infections-in-primary-care.aspx)

<sup>15</sup> Aghaizu A et al. Sexual behaviours, HIV testing, and the proportion of men at risk of transmitting and acquiring HIV in London, UK, 2000–13: a serial cross-sectional study. *The Lancet HIV*. 2016; 3(9): e431-e40. DOI: [http://dx.doi.org/10.1016/S2352-3018\(16\)30037-6](http://dx.doi.org/10.1016/S2352-3018(16)30037-6)

<sup>16</sup> Daskalopoulou M et al. Condomless sex in HIV-diagnosed men who have sex with men in the UK: prevalence, correlates, and implications for HIV transmission. *Sexually Transmitted Infections* 2017. DOI: 10.1136/sextrans-2016-053029.

Nationally, the rate of acute bacterial STIs in HIV-positive MSM is up to four times that of MSM who were HIV-negative or of unknown HIV status.<sup>17</sup> This suggests that rapid STI transmission is occurring in dense sexual networks of HIV-positive MSM. Sero-adaptive behaviour increases the risk of infection with STIs, hepatitis B and C, and sexually transmissible enteric infections like *Shigella* spp. For those who are HIV negative, sero-adaptive behaviour increases the risk of HIV seroconversion as national figures indicate that 13% of MSM who are infected with HIV are unaware of their infection.<sup>18</sup>

As MSM continue to experience high rates of STIs they remain a priority for targeted STI prevention and health promotion work. HIV Prevention England<sup>19</sup> has been contracted to deliver, on behalf of PHE, a range of activities which include promoting condom use and awareness of STIs, which are particularly aimed at MSM.

The continued reduction in genital warts is associated with the high coverage of HPV vaccination in adolescent girls through the National HPV Vaccination Programme. While young heterosexual men stand to benefit from female only HPV vaccination through herd protection, this is not necessarily the case for MSM. As a result, a targeted HPV vaccination pilot programme for MSM ran from June 2016 to the end of March 2018 in 42 specialist SHSs and HIV clinics across England.<sup>20</sup> The experience of this pilot supported the decision to proceed to a phased national rollout of targeted HPV vaccination for MSM attending specialist SHSs and HIV clinics, from April 2018. While a national impact on genital warts in this population is not expected to be seen for some time, HPV vaccination of MSM will provide direct protection against HPV infection with the aim of reducing the incidence of genital warts and HPV-related cancers.

The high rate of STI diagnoses among black ethnic communities is most likely the consequence of a complex interplay of cultural, economic and behavioural factors. Data from a national probability sample indicate that men of black Caribbean or any other black backgrounds are most likely to report higher numbers of recent sexual partners and concurrent partnerships; this, coupled with assortative sexual mixing patterns, may be maintaining high levels of bacterial STIs in these communities.<sup>21</sup> HIV Prevention England also delivers, on behalf of PHE, prevention activity targeted at black ethnic communities.

---

17 Malek R et al. Contribution of transmission in HIV-positive men who have sex with men to evolving epidemics of sexually transmitted infections in England: an analysis using multiple data sources, 2009-2013.

18 Towards elimination of HIV transmission, AIDS and HIV-related deaths in the UK. PHE. 2017

[https://assets.publishing.service.gov.uk/government/uploads/system/uploads/attachment\\_data/file/675809/Towards\\_elimination\\_of\\_HIV\\_transmission\\_AIDS\\_and\\_HIV\\_related\\_deaths\\_in\\_the\\_UK.pdf](https://assets.publishing.service.gov.uk/government/uploads/system/uploads/attachment_data/file/675809/Towards_elimination_of_HIV_transmission_AIDS_and_HIV_related_deaths_in_the_UK.pdf)

19 [www.hivpreventionengland.org.uk/](http://www.hivpreventionengland.org.uk/)

20 [www.gov.uk/government/publications/hpv-vaccination-pilot-form-men-who-have-sex-with-men-MSM](http://www.gov.uk/government/publications/hpv-vaccination-pilot-form-men-who-have-sex-with-men-MSM)

21 Wayal S et al. Examining ethnic variations in sexual behaviours and sexual health markers: evidence from a British national probability sample survey. *The Lancet Public Health* 2017; 2(10): e458-e472.

Health promotion and education remain vital for STI prevention, through improving risk awareness and encouraging safer sexual behaviour. Consistent and correct condom use substantially reduces the risk of being infected with an STI. Prevention efforts should include condom provision, ensuring open access to sexual health services with STI screening and robust contact tracing, and should focus on groups at highest risk such as young people, black ethnic minorities and MSM. Effective commissioning of high quality sexual health services, as highlighted in the Framework for Sexual Health Improvement in England, will promote delivery of these key messages.

## PHE's key messages

- strengthened local and national services for the prevention, diagnosis, treatment, and care of STIs need to be delivered to the general population as well as focus on groups with greater sexual health needs, including young adults, black ethnic minorities and MSM
- local authorities need to enable young women to be tested for chlamydia when they access contraceptive services
- an informed and positive attitude to sexual health will be enhanced by statutory, high-quality relationship and sex education (RSE) in secondary schools; RSE will also equip young people with the skills to maintain their sexual health and overall wellbeing
- immunisation for human papillomavirus in young girls and MSM as well as immunisation against hepatitis A and hepatitis B in MSM will reduce the risk of infection with these viruses
- consistent and correct use of condoms can significantly reduce risk of STIs. The availability of condoms should be promoted through media campaigns as well as through local services including condom distribution schemes
- regular testing for HIV and STIs is essential for good sexual health:
  - anyone under 25 who is sexually active should be screened for chlamydia annually and on change of sexual partner
  - MSM should test annually for HIV and STIs and every three months if having condomless sex with new or casual partners
  - black ethnic minority men and women should have an STI screen, including an HIV test, annually if having condomless sex with new or casual partners
- open-access to services that provide rapid treatment and partner notification can reduce the risk of STI complications and infection spread

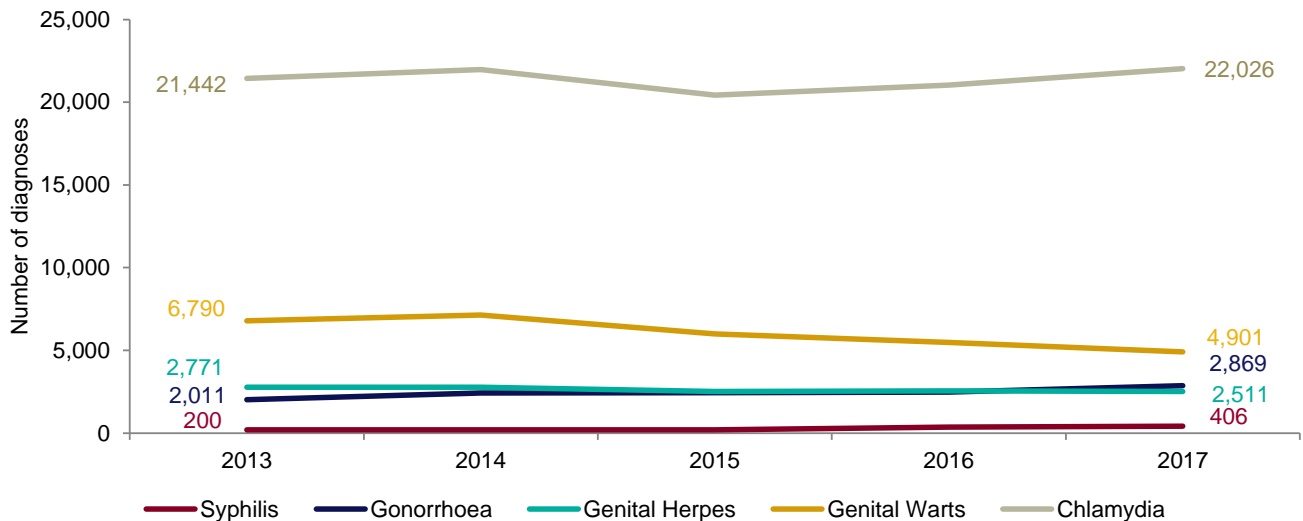


## 2. Charts, tables and maps

**Figure 1: New STI diagnoses by Public Health England centre (PHEC) of residence: England 2017.** Data sources: GUMCAD, CTAD



**Figure 2: Number of diagnoses of the five main STIs: Yorkshire and Humber residents, 2013 to 2017.** Data sources: GUMCAD, CTAD



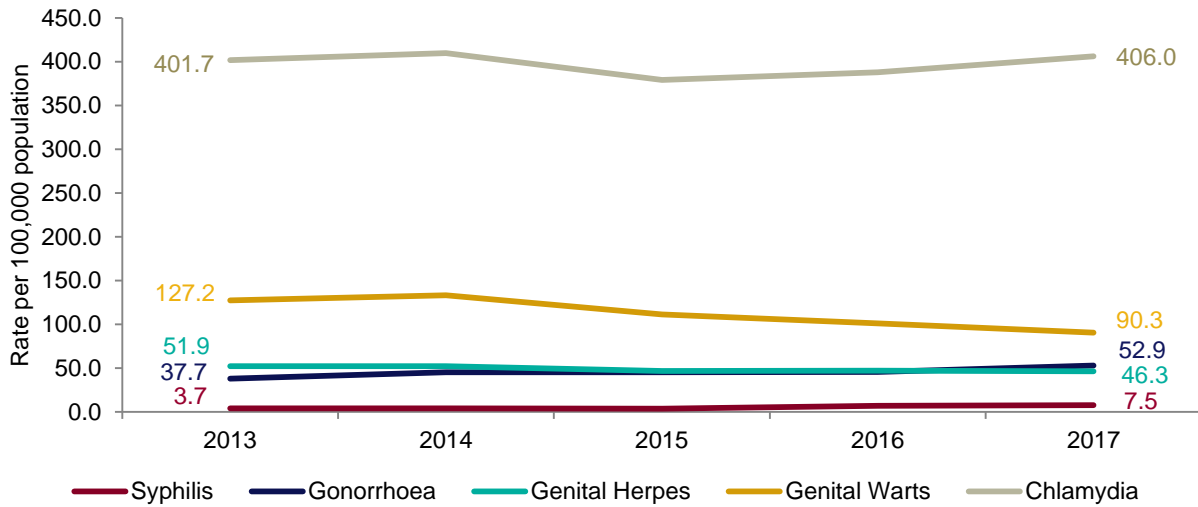
Any increase in gonorrhoea diagnoses may be due to the increased use of highly sensitive nucleic acid amplification tests (NAATs) and additional screening of extra-genital sites in MSM.

Any decrease in genital wart diagnoses may be due to a moderately protective effect of HPV-16/18 vaccination.

Any increase in genital herpes diagnoses may be due to the use of more sensitive NAATs.

Increases or decreases may also reflect changes in testing practices.

**Figure 3: Diagnosis rates of the five main STIs: Yorkshire and Humber residents, 2013 to 2017.** Data sources: GUMCAD, CTAD



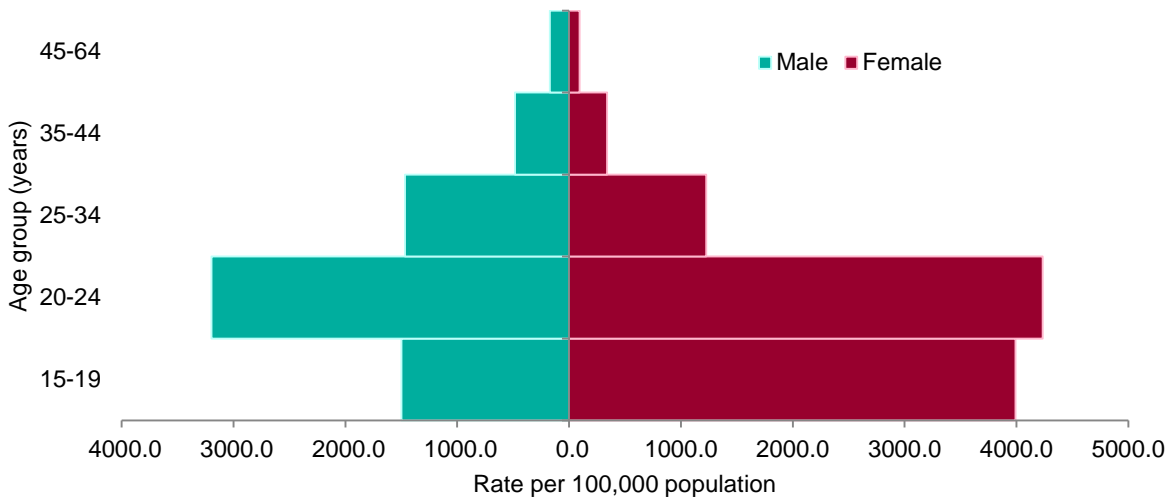
Any increase in gonorrhoea diagnoses may be due to the increased use of highly sensitive nucleic acid amplification tests (NAATs) and additional screening of extra-genital sites in MSM.  
 Any decrease in genital wart diagnoses may be due to a moderately protective effect of HPV-16/18 vaccination.  
 Any increase in genital herpes diagnoses may be due to the use of more sensitive NAATs.  
 Increases or decreases may also reflect changes in testing practices.

**Table 1: Percentage change in new STI diagnoses: Yorkshire and Humber residents.** Data sources: GUMCAD, CTAD

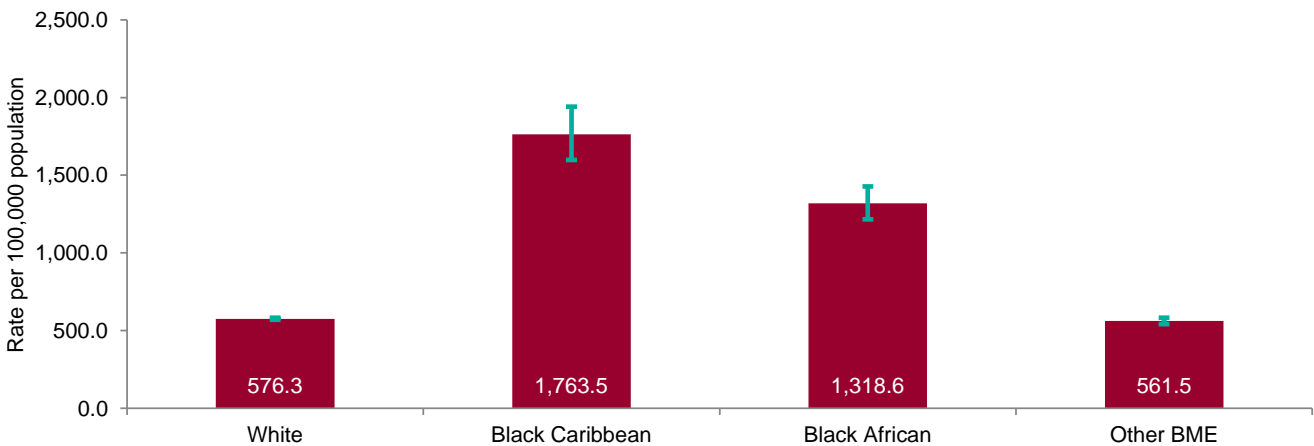
Diagnoses	2017	% change 2013-2017	% change 2016-2017
New STIs	37,447	-8%	2%
Syphilis	406	103%	12%
Gonorrhoea	2,869	43%	16%
Chlamydia	22,026	3%	5%
Genital Herpes	2,511	-9%	-2%
Genital Warts	4,901	-28%	-11%

Please see notes for Figure 3.

**Figure 4: Rate of new STIs per 100,000 residents by age group in Yorkshire and Humber, 2017.** Data sources: GUMCAD, CTAD



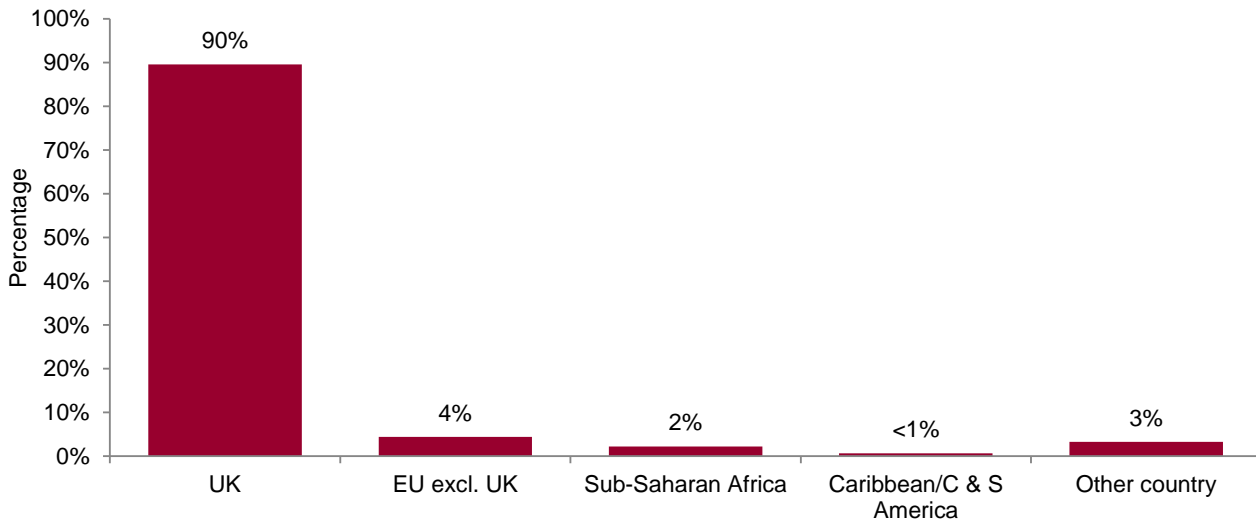
**Figure 5: Rates by ethnicity per 100,000 population of Yorkshire and Humber residents diagnosed with a new STI: 2017.** Data sources: GUMCAD, CTAD



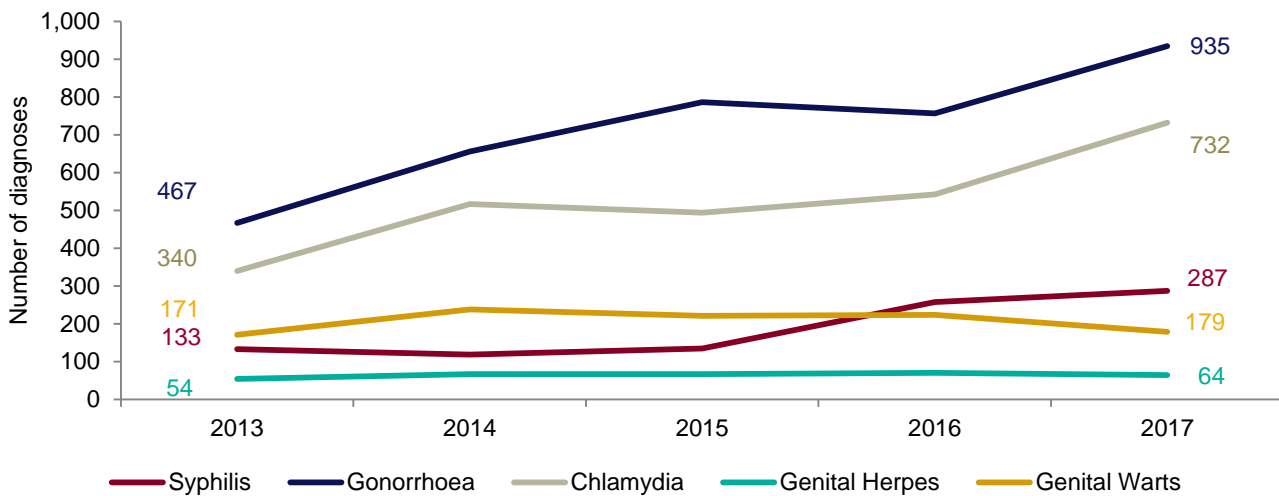
**Table 2: Proportion of Yorkshire and Humber residents diagnosed with a new STI by ethnicity: 2017** Data sources: GUMCAD, CTAD

Ethnic group	Number	Percentage excluding unknown
White	27,038	87%
Black Caribbean	413	1%
Black African	607	2%
Other BME	2,933	9%
Unknown	6,456	

**Figure 6: Proportions of Yorkshire and Humber residents diagnosed with a new STI in specialist SHSs by world region of birth: 2017. Data sources: GUMCAD data only**



**Figure 7: Diagnoses of the five main STIs among MSM in specialist SHSs: Yorkshire and Humber residents, 2013 to 2017. Data source: GUMCAD data only**



GUMCAD started in 2009. Reporting of sexual orientation is less likely to be complete for earlier years, so rises seen may be partly artefactual.

Any increase in gonorrhoea diagnoses may be due to the increased use of highly sensitive nucleic acid amplification tests (NAATs) and additional screening of extra-genital sites in MSM.

Any decrease in genital wart diagnoses may be due to a moderately protective effect of HPV-16/18 vaccination.

Any increase in genital herpes diagnoses may be due to the use of more sensitive NAATs.

Any increase or decrease may reflect changes in testing.

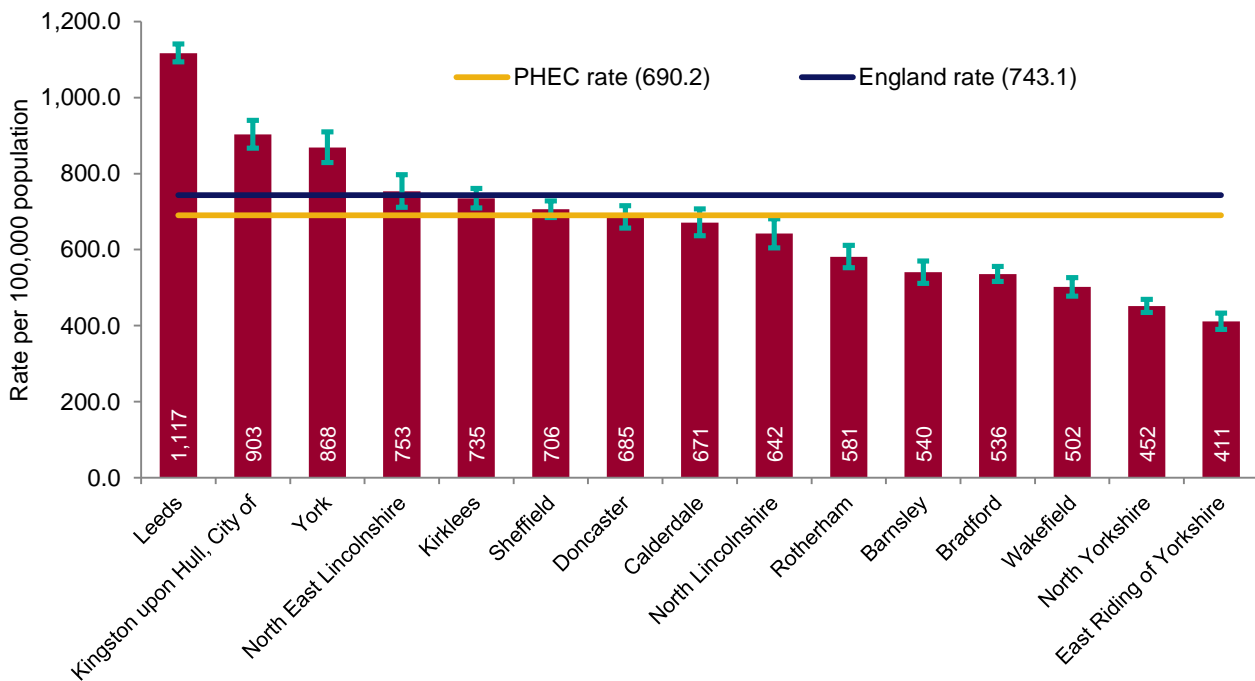
**Table 3: Percentage change in new STI diagnoses in MSM diagnosed in specialist SHSs: Yorkshire and Humber residents.** Data sources: GUMCAD data only

Diagnoses	2017	% change 2013-2017	% change 2016-2017
New STIs	2,565	70%	15%
Syphilis	287	116%	11%
Gonorrhoea	935	100%	24%
Chlamydia	732	115%	35%
Genital Herpes	64	19%	-9%
Genital Warts	179	5%	-20%

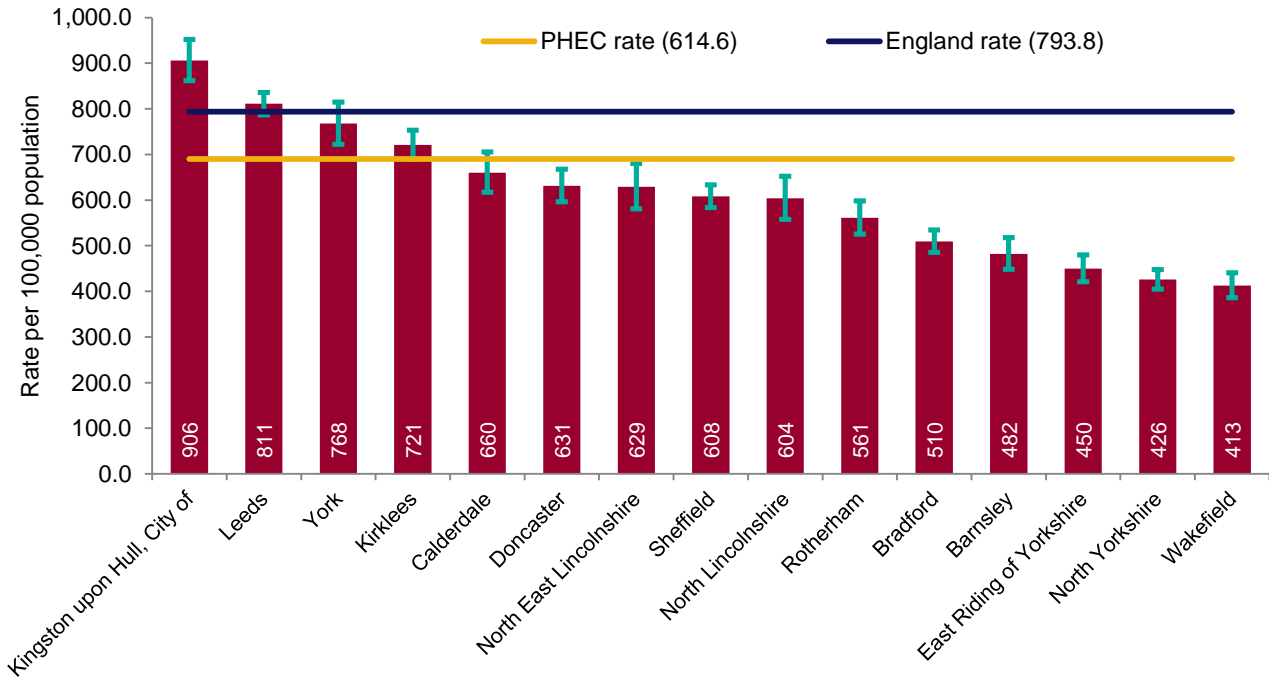
Please see notes for Figure 7.

**Figure 8a: Rate of new STI diagnoses per 100,000 population among Yorkshire and Humber residents by upper tier local authority of residence: 2017.**

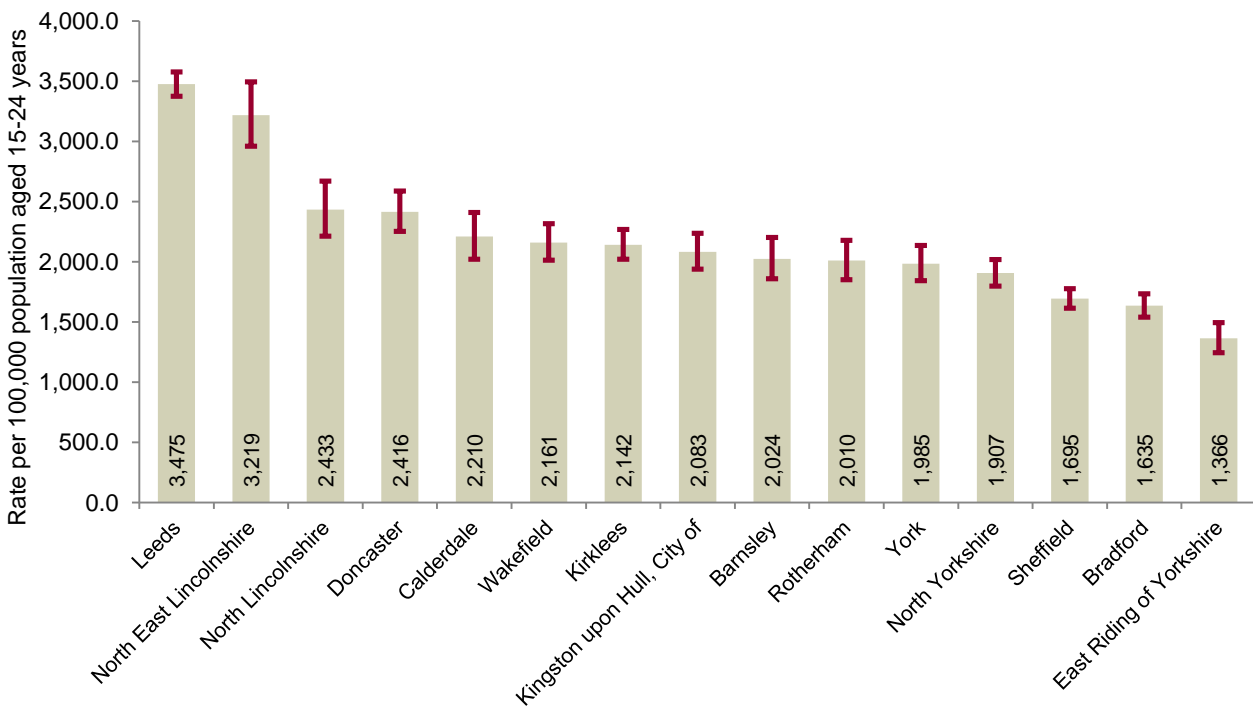
Data sources: GUMCAD, CTAD



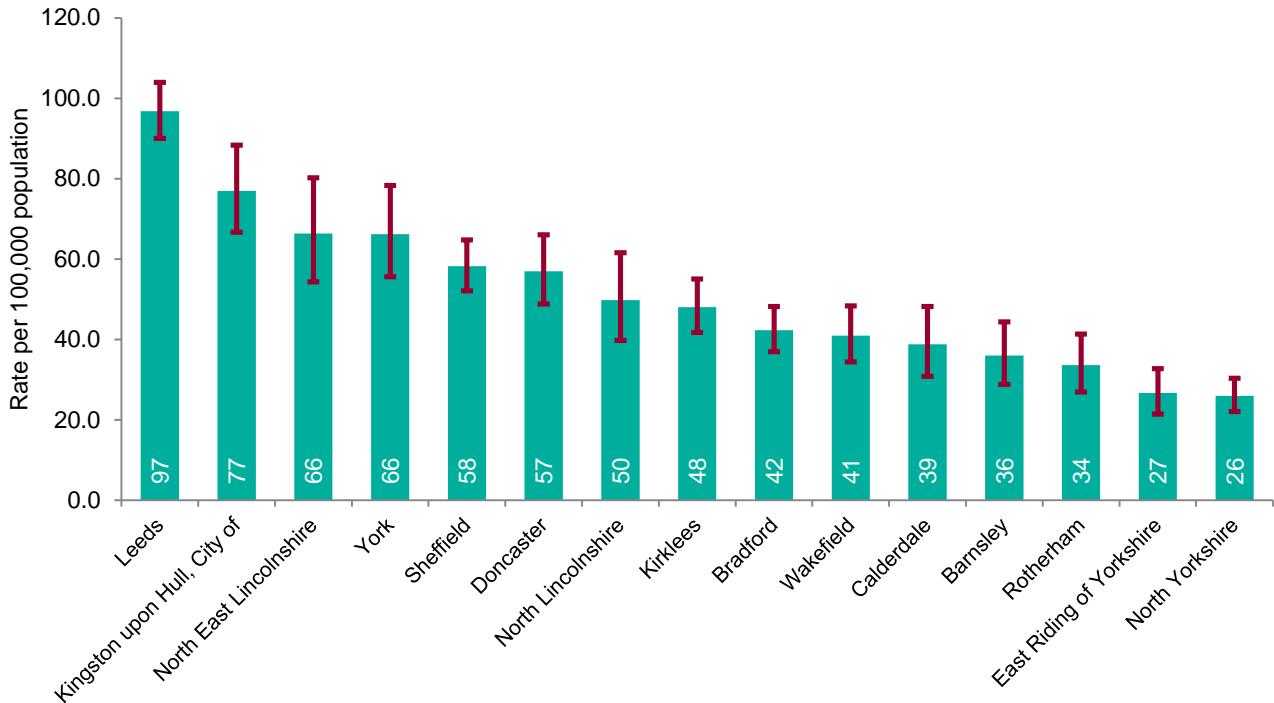
**Figure 8b: Rate of new STI diagnoses (excluding chlamydia diagnoses in persons aged 15-24 years) per 100,000 population aged 15-64 years among Yorkshire and Humber residents by upper tier local authority of residence: 2017.** Data sources: GUMCAD, CTAD



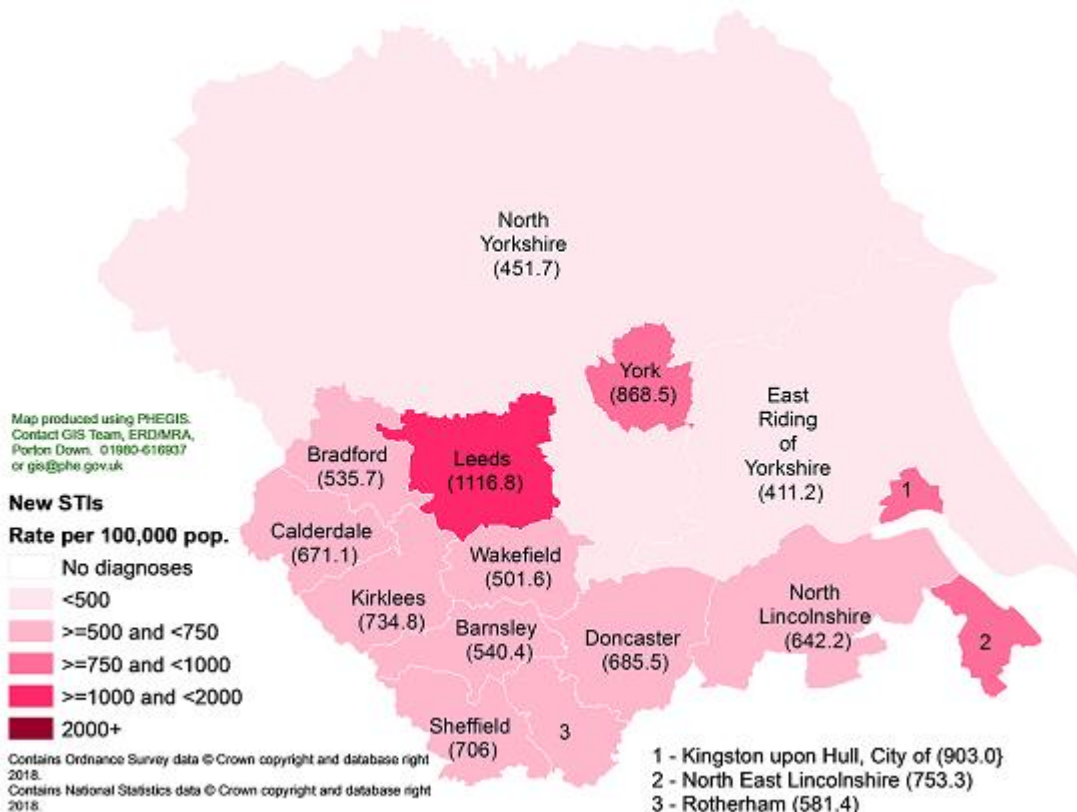
**Figure 9: Chlamydia detection rate per 100,000 population aged 15-24 years in Yorkshire and Humber residents by upper tier local authority of residence: 2017.** Data sources: GUMCAD, CTAD



**Figure 10: Rate of gonorrhoea diagnoses per 100,000 population in Yorkshire and Humber residents by upper tier local authority of residence: 2017. Data source: GUMCAD**

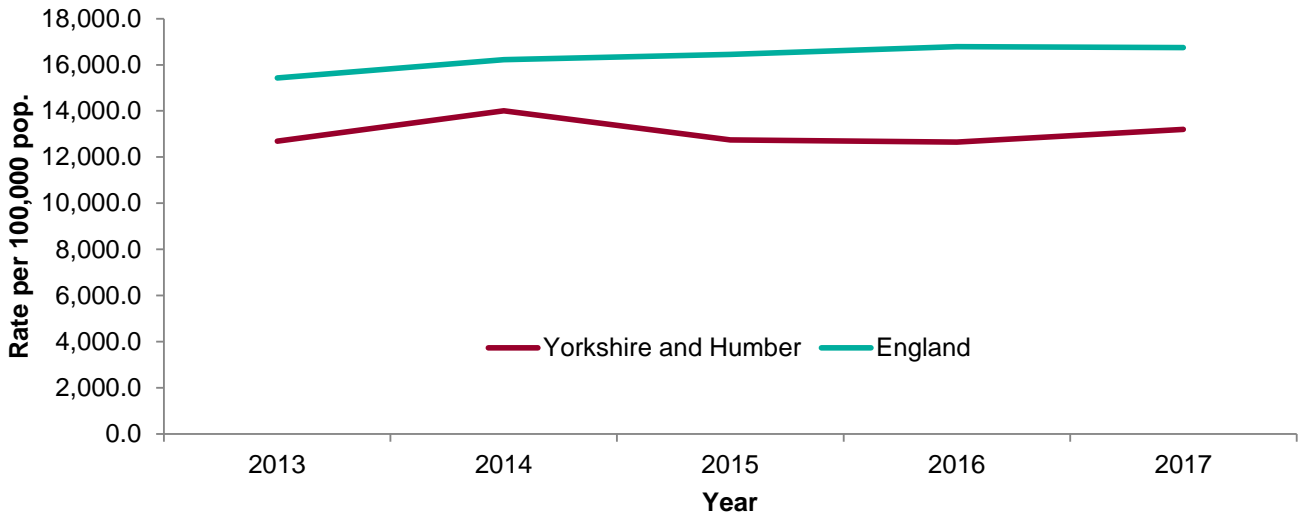


**Figure 11: Map of new STI rates per 100,000 residents by upper tier local authority in Yorkshire and Humber: 2017. Data sources: GUMCAD, CTAD**



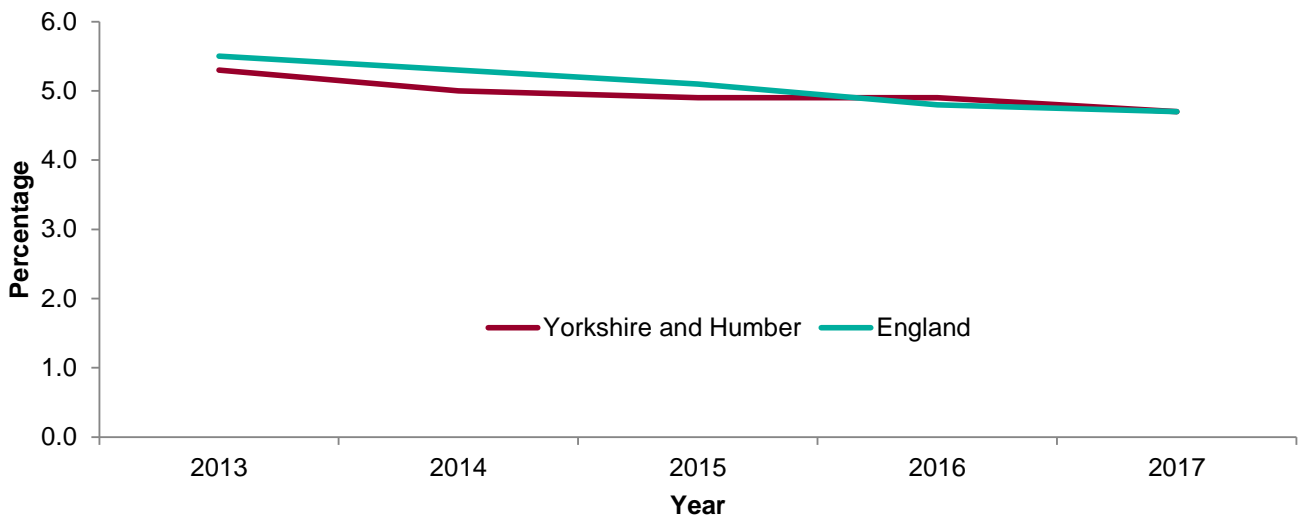
**Figure 12: STI testing rate (excluding chlamydia in under 25 year olds) per 100,000 population in Yorkshire and Humber residents aged 15 to 64: 2017**

Data sources: GUMCAD, CTAD



**Figure 13: STI testing positivity rate (excluding chlamydia in under 25 year olds) in Yorkshire and Humber residents: 2017**

Data sources: GUMCAD, CTAD





**Table 4: Number of diagnoses of new STIs by PHEC of residence, data source and data subset: 2017** Data sources: GUMCAD, CTAD

PHEC of residence	GUMCAD			CTAD**	Total
	Specialist SHSs	Non-specialist SHSs	Enhanced GPs*		
East Midlands	21,276	859		7,209	29,344
East of England	27,179	320		7,313	34,812
London	98,585	3,232		15,269	117,086
North East	14,026	19	1	3,796	17,842
North West	37,166	978	33	14,531	52,708
South East	43,135	833		8,114	52,082
South West	24,568	262		8,917	33,747
West Midlands	29,655	92		5,888	35,635
Yorkshire and Humber	27,405	232		9,810	37,447

\* This does not represent the total number of new STI diagnoses from enhanced GPs reporting to GUMCAD. The small number of diagnoses included here reflects poor data quality on the residence of cases

\*\* Including site type 12 chlamydia from GUMCAD

**Table 5: Number of diagnoses of the 5 main STIs in Yorkshire and Humber by STI, data source and data subset: 2017** Data sources: GUMCAD, CTAD

5 main STIs	GUMCAD			CTAD**	Total
	Specialist SHSs	Non-specialist SHSs	Enhanced GPs*		
Syphilis	406				406
Gonorrhoea	2,814	55			2,869
Chlamydia	12,216			9,810	22,026
Genital Herpes	2,470	41			2,511
Genital Warts	4,815	86			4,901

\* This does not represent the total number of new STI diagnoses from enhanced GPs reporting to GUMCAD. The small number of diagnoses included here reflects poor data quality on the residence of cases

\*\* Including site type 12 chlamydia from GUMCAD

## 3. Information on data sources

For more information on local sexual health data sources please access the PHE guide: [www.gov.uk/government/publications/sexual-and-reproductive-health-in-england-local-and-national-data](http://www.gov.uk/government/publications/sexual-and-reproductive-health-in-england-local-and-national-data)

### GUMCAD

This disaggregate reporting system collects information about attendances and diagnoses at specialist (Level 3) and non-specialist (Level 2) sexual health services. Information about the patient's area of residence is collected along with demographic data and other variables. GUMCAD superseded the earlier KC60 system and can provide data from 2009 onwards. GUMCAD is the main source of data for this report. The data extract used was produced in April 2018.

Due to limits on how much personally identifiable information sexual health clinics are able to share, it is not possible to deduplicate between different clinics. There is a possibility that some patients may be counted more than once if they are diagnosed with the same infection (for infection specific analyses) or a new STI of any type (for new STI analyses) at different clinics during the same calendar year.

### CTAD

CTAD collects data on all NHS and local authority/NHS-commissioned chlamydia testing carried out in England. CTAD is comprised of all chlamydia (NAATs) tests for all ages (with the exception of conjunctival samples), from all venues and for all reasons. CTAD enables unified, comprehensive reporting of all chlamydia data, to effectively monitor the impact of the NCSP through estimation of the coverage of population screening, proportion of all tests that are positive and detection rates. The data extract used was produced in February 2017.

### New STIs

New STI diagnoses comprise diagnoses of the following: chancroid, LGV, donovanosis, chlamydia, gonorrhoea, genital herpes (first episode), HIV (acute and AIDS defining), *Molluscum contagiosum*, non-specific genital infection (NSGI), non-specific pelvic inflammatory disease (PID) and epididymitis, chlamydial PID and epididymitis (presented in chlamydia total), gonococcal PID & epididymitis (presented in gonorrhoea total), scabies, pediculosis pubis, syphilis (primary, secondary and early latent), trichomoniasis and genital warts (first episode), *Mycoplasma genitalium*, shigella.

## Calculations

Confidence intervals were calculated using Byar's method

<https://fingertips.phe.org.uk/profile/guidance>

Tool for calculating common public health statistics and their confidence interval.

ONS mid-year population estimates for 2016 were used as a denominator for rates for 2017. ONS ceased producing estimates of population by ethnicity in 2011. Estimates for that year were used as a denominator for rates for 2016.

## 4. Further information

As of this year, all analyses for this report include data from non-specialist (Level 2) SHSs and enhanced GP services as well as specialist (Level 3) SHSs.

Please access the online 'Sexual and Reproductive Health Profiles' for further information: <http://fingertips.phe.org.uk/profile/sexualhealth>

For more information on local sexual health data sources please access the PHE guide: [www.gov.uk/government/publications/sexual-and-reproductive-health-in-england-local-and-national-data](http://www.gov.uk/government/publications/sexual-and-reproductive-health-in-england-local-and-national-data)

Local authorities have access to local authority sexual health epidemiology reports (LASERs) and the HIV and STI portal. They should contact [yhfes@phe.gov.uk](mailto:yhfes@phe.gov.uk) if they do not have access to this information.

Please contact [yhfes@phe.gov.uk](mailto:yhfes@phe.gov.uk) for a report on syphilis in Yorkshire and the Humber 2016 to 2017 and an annual epidemiological report on HIV in Yorkshire and Humber: 2016 data.

## 5. About the Field Service

The Field Service (FS) supports Public Health England centres and partner organisations through the application of epidemiological methods to inform public health action.

FS does this in two main ways: firstly by providing a flexible expert resource, available, as and when needed, to undertake epidemiological investigations for key health protection work, and secondly through the expert analysis, interpretation and dissemination of surveillance information to PHE centres, local health partners, service providers and commissioners of services.

Within the FS epidemiology network, excellence and innovation is encouraged, we foster academic collaborations and take active part and lead in research, development and training.

You can contact your local FS team at [yhfes@phe.gov.uk](mailto:yhfes@phe.gov.uk)

If you have any comments or feedback regarding this report or the Field Service, please contact [yhfes@phe.gov.uk](mailto:yhfes@phe.gov.uk)

## 6. Acknowledgements

We would like to thank the following:

- local SHSs for supplying the SHS data
- local laboratories for supplying the CTAD data
- PHE Centre for Infectious Disease Surveillance and Control (CIDSC) HIV and STI surveillance teams for collection, analysis and distribution of data