



Public Health
England

Protecting and improving the nation's health

Spotlight on sexually transmitted infections in London 2017 data

About Public Health England

Public Health England exists to protect and improve the nation's health and wellbeing, and reduce health inequalities. We do this through world-leading science, knowledge and intelligence, advocacy, partnerships and the delivery of specialist public health services. We are an executive agency of the Department of Health and Social Care, and a distinct delivery organisation with operational autonomy. We provide government, local government, the NHS, Parliament, industry and the public with evidence-based professional, scientific and delivery expertise and support.

Public Health England

Wellington House

133-155 Waterloo Road

London SE1 8UG

Tel: 020 7654 8000

www.gov.uk/phe

Twitter: [@PHE_uk](https://twitter.com/PHE_uk)

Facebook: www.facebook.com/PublicHealthEngland

Prepared by: Josh Forde, Helen Corkin, Rosalind Louth, Paul Crook.

For queries relating to this document, please contact josh.forde@phe.gov.uk



© Crown copyright 2018

You may re-use this information (excluding logos) free of charge in any format or medium, under the terms of the Open Government Licence v3.0. To view this licence, visit [OGL](https://www.ogilive.com/). Where we have identified any third party copyright information you will need to obtain permission from the copyright holders concerned.

Published: August 2018

PHE publications

gateway number: 2018280

PHE supports the UN

Sustainable Development Goals



Contents

1. Summary	4
2. Charts, tables and maps	10
3. Information on data sources	19
4. Further information	21
5. About The Field Service	22
6. Acknowledgements	23

1. Summary

Sexually transmitted infections (STIs) represent an important public health problem in London. Out of all the Public Health England centres it has the highest rate of new STIs in England.

More than 117,000 new STIs were diagnosed in London residents in 2017, representing a rate of 1,335 diagnoses per 100,000 population. Rates by upper tier local authority ranged from 501 new STI diagnoses per 100,000 population in Havering to 2,925 new STI diagnoses per 100,000 population in Lambeth. Of the top 20 local authorities in England with the highest rates of new STI diagnoses, 17 were in London.

The number of new STIs diagnosed in London residents fell by 1% between 2016 and 2017. However, syphilis increased by 16% and gonorrhoea by 23%. Falls were seen in the numbers of chlamydia (decreased by 4%), genital herpes (by 5%) and genital warts (by 8%). The number of syphilis diagnoses reported in 2017 (3,397) was double the number reported in 2013.

PHE recommends that local areas should be working towards achieving a chlamydia detection rate of at least 2,300 per 100,000 among individuals aged 15 to 24 years and this is an indicator in the Public Health Outcomes Framework. In 2017, the chlamydia detection rate among London residents aged 15 to 24 years was 2,199 per 100,000 residents, representing a decline of 6% since 2016. The number of chlamydia tests among people aged 15 to 24 years in 2017 (248,064) represents a fall of 13% from 2016.

Rates of new STIs vary widely between men and women (1,618 and 1,043 per 100,000 residents respectively). Where gender and sexual orientation are known, gay, bisexual and other men who have sex with men (MSM) account for 29% of London residents diagnosed with a new STI in a specialist sexual health service (SHS)¹ (90% of those diagnosed with syphilis and 63% of those diagnosed with gonorrhoea). Gonorrhoea and syphilis diagnoses in MSM increased by 22% and 16% respectively from 2016 to 2017.

STIs disproportionately affect young people. London residents aged between 15 and 24 years accounted for 36% of all new STI diagnoses in 2017.

¹ Sexual health services (SHSs) include both specialist (level 3) and non-specialist (level 1 & 2) SHSs. Specialist SHSs refers to genitourinary medicine (GUM) and integrated GUM/sexual and reproductive health (SRH) services. Non-specialist SHSs refers to SRH services, young people's services, online sexual health services, termination of pregnancy services, pharmacies, outreach and general practice, and other community-based settings.

The white ethnic group has the highest number of new STI diagnoses: over 56,800 (56%). Although only 10% of new STIs are in black Caribbeans, they have the highest rate: 3,042 per 100,000, which is 3 times the rate seen in the white ethnic group. Where country of birth was known, 58% of London residents diagnosed with a new STI in a specialist SHS in 2017 were UK-born.

The STI testing rate (excluding chlamydia aged <25 years) among Londoners (31,449 per 100,000) was the highest in the country and increased by 10% from 2013 to 2017, although there was a 5% decline from 2016 to 2017. In 2017, there were 786,947 new attendances by London residents at SHSs, a 5% fall from 2016.

This summary does not report on all infections which can be acquired sexually eg data on HIV, hepatitis B, hepatitis A and *Shigella* are not included. HIV data will be released in September 2018 and a previous report for London is available online.² The large UK and international outbreak of hepatitis A predominantly affecting MSM, which began in 2016, persisted through 2017, with the majority of UK cases reported in London.³

Implications for prevention

While the overall number of new STIs is stable in London, there is a concerning increase in gonorrhoea and syphilis in MSM and persistent high rates of STIs relative to the rest of the country. Londoners continue to engage in sexual practices which put them at significant risk of STIs.

The negative impact of STIs remains greatest in young heterosexuals aged 15 to 24 years, black ethnic minorities and MSM.⁴ Public Health England (PHE) is conducting and managing a number of initiatives to address this inequality.

Access to high quality information and advice is essential for good sexual health and PHE has funded an online resource⁵ and a telephone helpline⁶ to provide advice on contraception, pregnancy and STIs.

The high rates of STIs among young people are likely to be due to greater rates of partner change.⁷ Statutory, high-quality relationship and sex education at all secondary schools will equip young people with the information and skills to protect their

² Annual epidemiological spotlight on HIV in London. 2016 data. PHE: <https://www.gov.uk/government/publications/hiv-london-annual-data-spotlight>

³ Hepatitis A outbreak in UK under investigation. PHE. <https://www.gov.uk/government/publications/hepatitis-a-outbreak-england-investigation-2016-2017>

⁴ Sexually transmitted infections and screening for chlamydia in England, 2017. Public Health England https://assets.publishing.service.gov.uk/government/uploads/system/uploads/attachment_data/file/713944/hpr2018_AA-STIs_v5.pdf

⁵ <https://sexwise.fpa.org.uk>

⁶ <https://sexwise.fpa.org.uk/where-to-get-help/helplines>

⁷ Mercer CH et al. Changes in sexual attitudes and lifestyles in Britain through the life course and over time: findings from the National Surveys of Sexual Attitudes and Lifestyles (Natsal). *The Lancet* 2013; 382(9907):1781- 94.

health.^{8,9,10} PHE recently launched a health promotion campaign to promote condom use and positive sexual relationships among 16 to 24 year olds.¹¹ The vast majority of areas in England, including London, have condom schemes which distribute condoms to young people (mostly under 20 years of age) through a variety of outlets with an estimated coverage of 6% in under 20 year olds.¹²

There has been a long term decline in the chlamydia detection rate among 15 to 24 year olds and notable variations by geographic area, often reflecting rates of testing. Given the large drops in testing nationally, and the high positivity of women within sexual and reproductive health services, it is likely that some infected women are going undiagnosed.

Local authorities with detection rates below the PHOF recommended indicator of 2,300 per 100,000 population should consider means to promote chlamydia screening to most effectively detect and control chlamydia infections. Local areas should focus on embedding chlamydia screening for 15 to 24 year olds into a variety of non-specialist SHSs and community-based settings. Focusing on those which serve the populations with the highest need based on positivity. They should emphasise the need for repeat screening annually and on change of sexual partner, as well as the need for re-testing after a positive diagnosis within 3 months of initial diagnosis; and ensure treatment and partner notification standards are met to reduce the harm of chlamydia.

To help local areas improve their chlamydia detection rate in 15 to 24 year olds, PHE developed the chlamydia care pathway (CCP) to outline comprehensive case management for an episode of chlamydia testing, diagnosis and treatment.¹³ CCP support is delivered through facilitated workshops, the aim of which is to create action plans for how services might be improved or resources redistributed to most effectively identify infected individuals.

The increase in gonorrhoea diagnoses between 2016 and 2017 is concerning due to the ongoing circulation of high-level azithromycin resistant gonorrhoea.¹⁴ Additionally, the first detected case of extensively drug resistant *Neisseria gonorrhoeae* with resistance to ceftriaxone and high-level resistance to azithromycin, the 2 antibiotics used as front-

⁸ Macdowall W et al. Associations between source of information about sex and sexual health outcomes in Britain: findings from the third National Survey of Sexual Attitudes and Lifestyles (Natsal-3). *BMJ Open* 2015; 5(3): e007837. DOI: 10.1136/bmjopen-2015-007837. PubMed PMID: PMC4360826.

⁹ Sex Education Forum. SRE - the evidence: <http://www.sexeducationforum.org.uk/media/28306/SRE-the-evidence-March-2015.pdf>. Accessed 31 May 2018.

¹⁰ Department for Education. Policy paper: Relationships education, RSE and PSHE: <https://www.gov.uk/government/publications/relationships-education-rse-and-pshe>.

¹¹ <https://www.nhs.uk/protect-against-stis-use-a-condom/home>

¹² Ratna N, A N, Hadley A, Brigstock-Barron O. Condom Distribution Schemes in England 2015/16: <https://www.gov.uk/government/publications/condom-distribution-schemes-in-england>.

¹³ Public Health England. NCSP: chlamydia care pathway: <https://www.gov.uk/government/publications/ncsp-chlamydia-care-pathway>.

¹⁴ Fifer H et al. Failure of Dual Antimicrobial Therapy in Treatment of Gonorrhea. *New England Journal of Medicine* 2016; 374(25): 2504-6. DOI: 10.1056/NEJMc1512757. PubMed PMID: 27332921.

line dual therapy, was detected in the UK in March 2018.¹⁵ To detect any further importations or local circulation of similar multi-drug resistant strains, clinical laboratories should continue to refer *N. gonorrhoeae* isolates with resistance to ceftriaxone or azithromycin to the PHE Reference Bacteriology at PHE Colindale for confirmation. General Practitioners are reminded to refer all suspected cases of gonorrhoea to specialist SHSs for appropriate management.¹⁶

The continuing rise of syphilis among MSM remains a concern. There is evidence that condomless sex associated with HIV sero-adaptive behaviours (which include selecting partners perceived to be of the same HIV sero-status), is leading to increased STI transmission.^{17,18} Nationally, the rate of acute bacterial STIs in MSM living with HIV is up to 4 times that of MSM who were HIV-negative or of unknown HIV status.¹⁹ This suggests that rapid STI transmission is occurring in dense sexual networks of HIV-positive MSM. For those who are HIV negative, sero-adaptive behaviour increases the risk of HIV seroconversion as national figures indicated that 13% of MSM who are infected with HIV are unaware of their infection.²⁰

Increased testing coverage and frequency of testing among MSM can help reduce STIs through earlier detection and treatment. PHE will publish an Action Plan, with recommendations for PHE and partner organisations, to address the continued increase in syphilis diagnoses in England.

As MSM continue to experience high rates of STIs they remain a priority for targeted STI prevention and health promotion work. HIV Prevention England²¹ has been contracted to deliver, on behalf of PHE, a range of activities which include promoting condom use and awareness of STIs, which are particularly aimed at MSM.

The continued reduction in genital warts is associated with the high coverage of HPV vaccination in adolescent girls through the National HPV Vaccination Programme. While young heterosexual men stand to benefit from female only HPV vaccination through herd protection, this is not necessarily the case for MSM. As a result, a targeted HPV vaccination pilot programme for MSM ran from June 2016 to the end of March 2018 in

¹⁵ Public Health England. Multi-drug resistant gonorrhoea in England: 2018: <https://www.gov.uk/government/publications/multi-drug-resistant-gonorrhoea-in-england-2018>.

¹⁶ Royal College of General Practitioners (Sex; Drugs; HIV and Viral Hepatitis Group), British Association for Sexual Health and HIV. Sexually Transmitted Infections in Primary Care 2013 (RCGP/BASHH). Lazaro N: <http://www.rcgp.org.uk/clinical-and-research/resources/a-to-z/clinical-resources/sexually-transmitted-infections-in-primary-care.aspx>

¹⁷ Aghaizu A et al. Sexual behaviours, HIV testing, and the proportion of men at risk of transmitting and acquiring HIV in London, UK, 2000–13: a serial cross-sectional study. *The Lancet HIV*. 2016; 3(9): e431-e40. DOI: [http://dx.doi.org/10.1016/S2352-3018\(16\)30037-6](http://dx.doi.org/10.1016/S2352-3018(16)30037-6)

¹⁸ Daskalopoulou M et al. Condomless sex in HIV-diagnosed men who have sex with men in the UK: prevalence, correlates, and implications for HIV transmission. *Sexually Transmitted Infections* 2017. DOI: 10.1136/sextrans-2016-053029.

¹⁹ Malek R et al. Contribution of transmission in HIV-positive men who have sex with men to evolving epidemics of sexually transmitted infections in England: an analysis using multiple data sources, 2009-2013.

²⁰ Towards elimination of HIV transmission, AIDS and HIV-related deaths in the UK. PHE. 2017

https://assets.publishing.service.gov.uk/government/uploads/system/uploads/attachment_data/file/675809/Towards_elimination_of_HIV_transmission_AIDS_and_HIV_related_deaths_in_the_UK.pdf

²¹ <http://www.hivpreventionengland.org.uk/>

42 specialist SHSs and HIV clinics across England.²² The experience of this pilot supported the decision to proceed to a phased national rollout of targeted HPV vaccination for MSM attending specialist SHSs and HIV clinics in 2018. While a national impact on genital warts in this population is not expected to be seen for some time, HPV vaccination of MSM will provide direct protection against HPV infection with the aim of reducing the incidence of genital warts and HPV-related cancers.

The higher rate of STI diagnoses among black ethnic communities is most likely the consequence of the complex intersectionality of cultural, economic and behavioural factors. Data from a national probability sample indicate that men of black Caribbean or any other black backgrounds are most likely to report higher numbers of recent sexual partners and concurrent partnerships; this, coupled with assortative sexual mixing patterns, may be maintaining high levels of bacterial STIs in these communities.²³ HIV Prevention England also delivers, on behalf of PHE, prevention activity targeted at black ethnic communities.

Health promotion and high quality factual education remain vital for STI prevention. Through improving risk awareness and encouraging safer sexual behaviour. Consistent and correct condom use substantially reduces the risk of being infected with an STI. Prevention efforts should include condom provision, ensuring open access to sexual health services with STI screening and robust contact tracing, and should focus on groups at highest risk such as young people, black ethnic minorities and MSM.

Effective commissioning of high quality sexual health services, as highlighted in the Framework for Sexual Health Improvement in England, will promote delivery of these key messages. The London Sexual Health Programme is a partnership of several London boroughs who have worked together to develop a new collaborative commissioning model for open access sexual health services, which includes a new online (self-sampling) service.²⁴

²² <https://www.gov.uk/government/publications/hpv-vaccination-pilot-form-men-who-have-sex-with-men-MSM>

²³ Wayal S et al. Examining ethnic variations in sexual behaviours and sexual health markers: evidence from a British national probability sample survey. *The Lancet Public Health* 2017; 2(10): e458-e472.

²⁴ <https://www.londoncouncils.gov.uk/our-key-themes/health-and-adult-services/public-health/sexual-health-0/london-sexual-health>

PHE's key messages

- strengthened local and national services for the prevention, diagnosis, treatment, and care of STIs need to be delivered to the general population as well as focus on groups with greater sexual health needs, including young adults, black ethnic minorities and MSM
- local authorities need to enable young women to be tested for chlamydia when they access contraceptive services
- an informed and positive attitude to sexual health will be enhanced by statutory, high-quality relationship and sex education (RSE) in secondary schools; RSE will also equip young people with the skills to maintain their sexual health and overall wellbeing
- immunisation for human papillomavirus in young girls and MSM as well as immunisation against hepatitis A and hepatitis B in MSM will reduce the risk of infection with these viruses
- consistent and correct use of condoms can significantly reduce risk of STIs. The availability of condoms should be promoted through media campaigns as well as through local services including condom distribution schemes
- regular testing for HIV and STIs is essential for good sexual health:
 - anyone under 25 who is sexually active should be screened for chlamydia annually, and on change of sexual partner
 - MSM should test annually for HIV and STIs and every 3 months if having condomless sex with new or casual partners
 - black ethnic minority men and women should have an STI screen, including an HIV test, annually if having condomless sex with new or casual partners
- open-access to services that provide rapid treatment and partner notification can reduce the risk of STI complications and infection spread

2. Charts, tables and maps

Figure 1: New STI diagnoses by Public Health England centre (PHEC) of residence: England 2017. Data sources: GUMCAD, CTAD

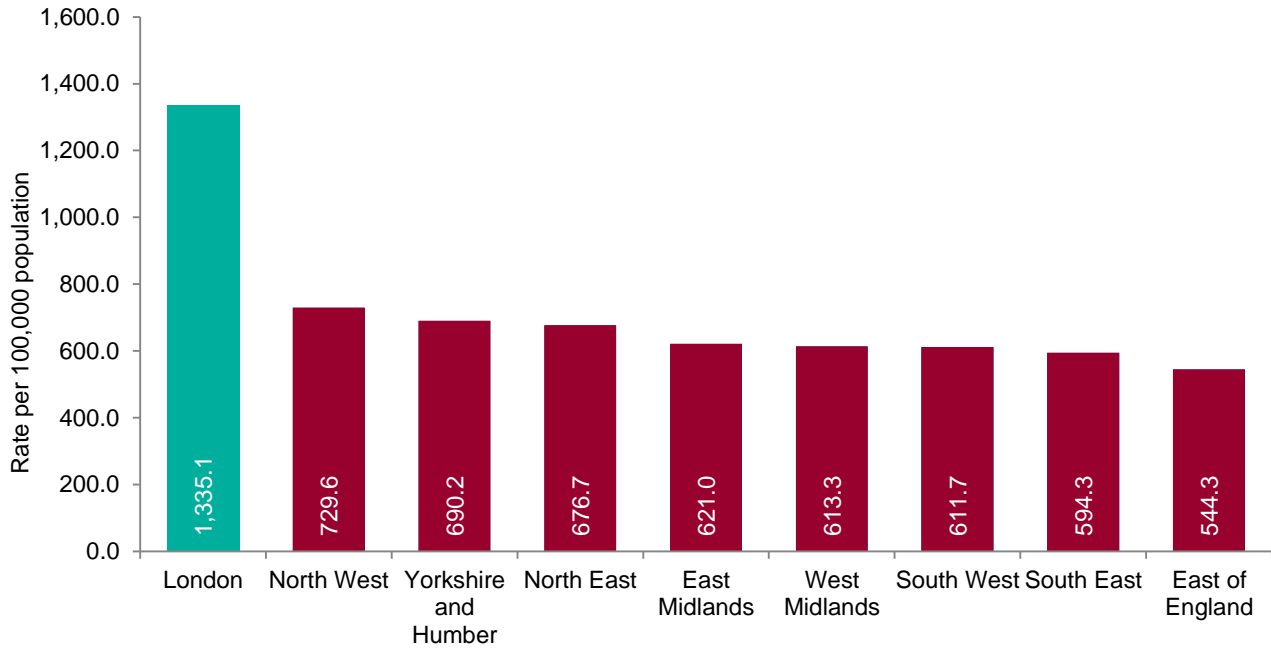
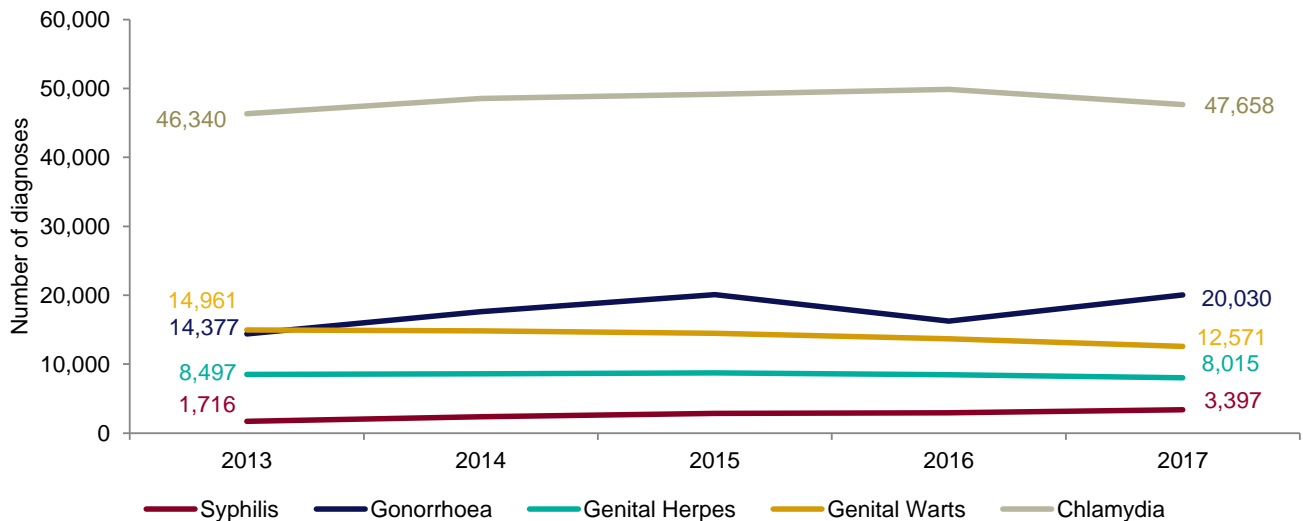


Figure 2: Number of diagnoses of the 5 main STIs: London residents, 2013-2017. Data sources: GUMCAD, CTAD



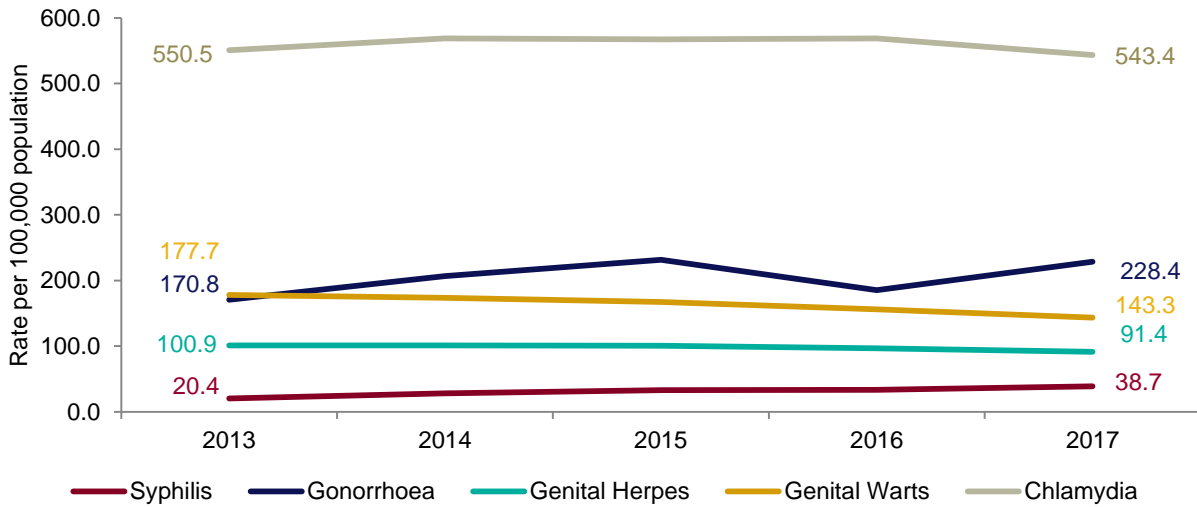
Any increase in gonorrhoea diagnoses may be due to the increased use of highly sensitive nucleic acid amplification tests (NAATs) and additional screening of extra-genital sites in MSM.

Any decrease in genital wart diagnoses may be due to a moderately protective effect of HPV-16/18 vaccination.

Any increase in genital herpes diagnoses may be due to the use of more sensitive NAATs.

Increases or decreases may also reflect changes in testing practices.

Figure 3: Diagnosis rates of the 5 main STIs: London residents, 2013-2017. Data sources: GUMCAD, CTAD



Any increase in gonorrhoea diagnoses may be due to the increased use of highly sensitive nucleic acid amplification tests (NAATs) and additional screening of extra-genital sites in MSM.
 Any decrease in genital wart diagnoses may be due to a moderately protective effect of HPV-16/18 vaccination.
 Any increase in genital herpes diagnoses may be due to the use of more sensitive NAATs.
 Increases or decreases may also reflect changes in testing practices.

Table 1: Percentage change in new STI diagnoses: London residents. Data sources: GUMCAD, CTAD

Diagnoses	2017	% change 2013-2017	% change 2016-2017
New STIs	117,086	-2%	-1%
Syphilis	3,397	98%	16%
Gonorrhoea	20,030	39%	23%
Chlamydia	47,658	3%	-4%
Genital Herpes	8,015	-6%	-5%
Genital Warts	12,571	-16%	-8%

Please see notes for Figure 3.

Figure 4: Rate of new STIs per 100,000 residents by age group in London, 2017.
Data sources: GUMCAD, CTAD

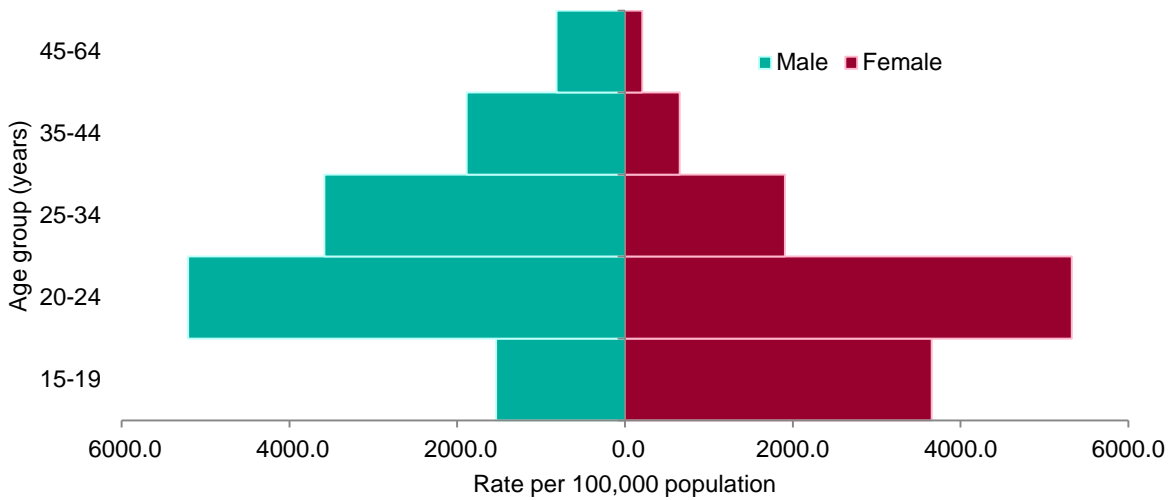


Figure 5: Rates by ethnicity per 100,000 population of London residents diagnosed with a new STI: 2017. Data sources: GUMCAD, CTAD

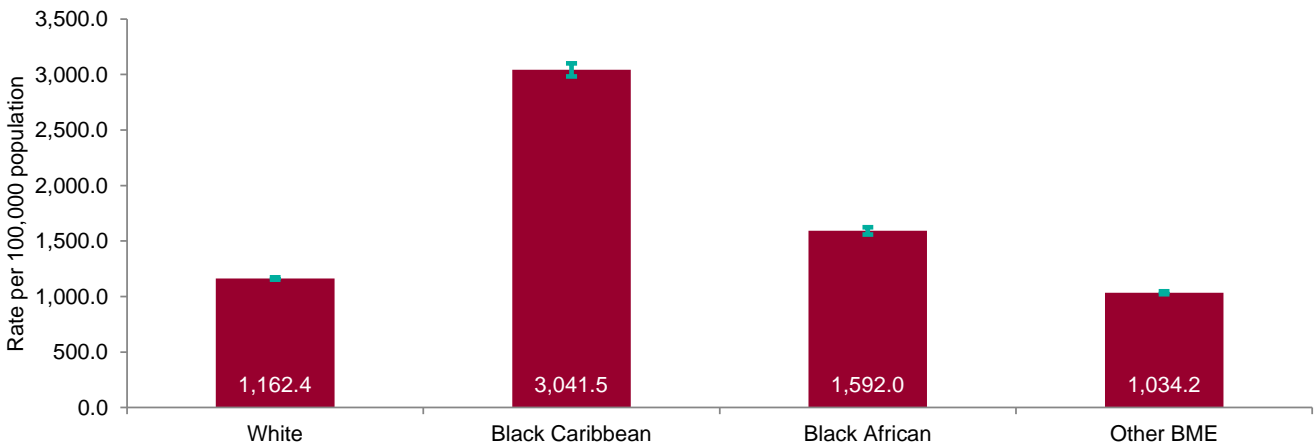


Table 2: Proportion of London residents diagnosed with a new STI by ethnicity: 2017
Data sources: GUMCAD, CTAD

Ethnic group	Number	Percentage excluding unknown
White	56,810	56%
Black Caribbean	10,481	10%
Black African	9,137	9%
Other BME	24,489	24%
Unknown	16,169	

Figure 6: Proportions of London residents diagnosed with a new STI in specialist SHSs by world region of birth: 2017. Data sources: GUMCAD data only

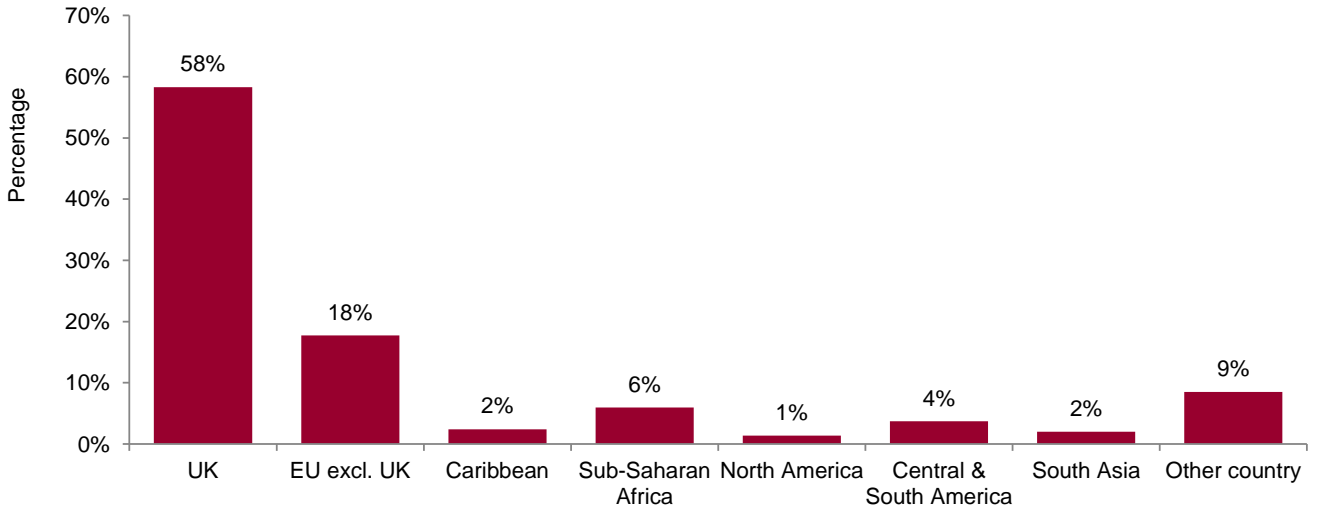
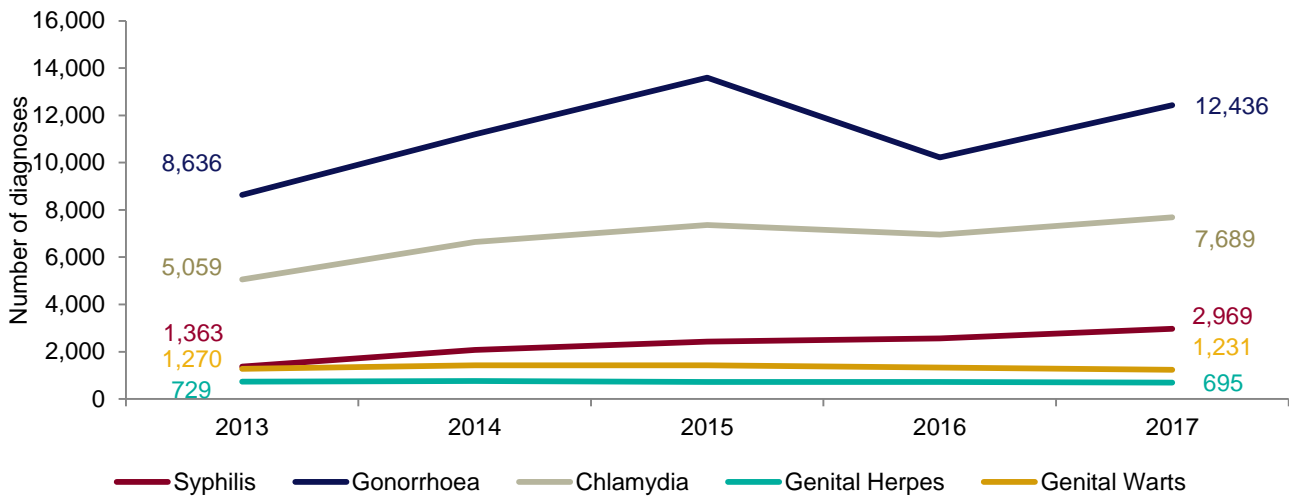


Figure 7: Diagnoses of the 5 main STIs among MSM in specialist SHSs: London residents, 2013-2017. Data source: GUMCAD data only



GUMCAD started in 2009. Reporting of sexual orientation is less likely to be complete for earlier years. So rises seen may be partly artefactual.

Any increase in gonorrhoea diagnoses may be due to the increased use of highly sensitive nucleic acid amplification tests (NAATs) and additional screening of extra-genital sites in MSM.

Any decrease in genital wart diagnoses may be due to a moderately protective effect of HPV-16/18 vaccination.

Any increase in genital herpes diagnoses may be due to the use of more sensitive NAATs.

Any increase or decrease may reflect changes in testing.

Table 3: Percentage change in new STI diagnoses in MSM diagnosed in specialist SHSs: London residents. Data sources: GUMCAD data only

Diagnoses	2017	% change 2013-2017	% change 2016-2017
New STIs	29,035	33%	11%
Syphilis	2,969	118%	16%
Gonorrhoea	12,436	44%	22%
Chlamydia	7,689	52%	10%
Genital Herpes	695	-5%	-3%
Genital Warts	1,231	-3%	-8%

Please see notes for Figure 7.

Figure 8a: Rate of new STI diagnoses per 100,000 population among London residents by local authority of residence: 2017. Data sources: GUMCAD, CTAD

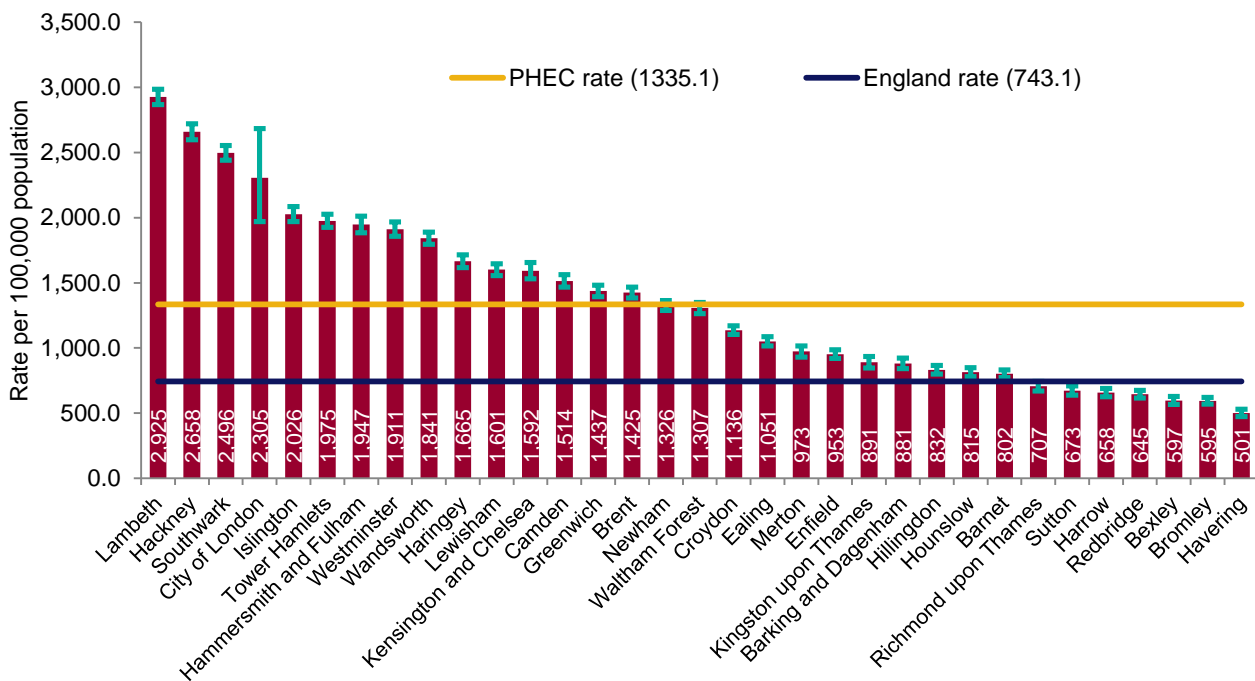


Figure 8b: Rate of new STI diagnoses (excluding chlamydia diagnoses in persons aged 15-24 years) per 100,000 population aged 15-64 years among London residents by local authority of residence: 2017. Data sources: GUMCAD, CTAD

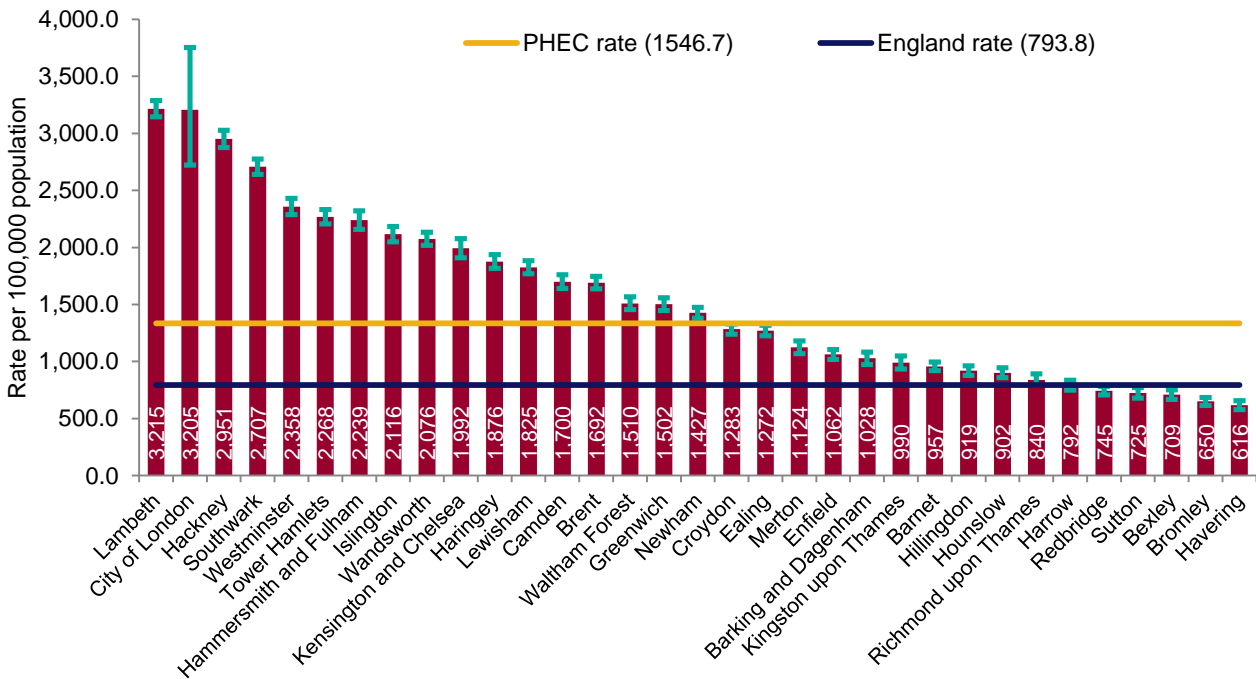


Figure 9: Chlamydia detection rate per 100,000 population aged 15-24 years in London residents by local authority of residence: 2017. Data sources: GUMCAD, CTAD

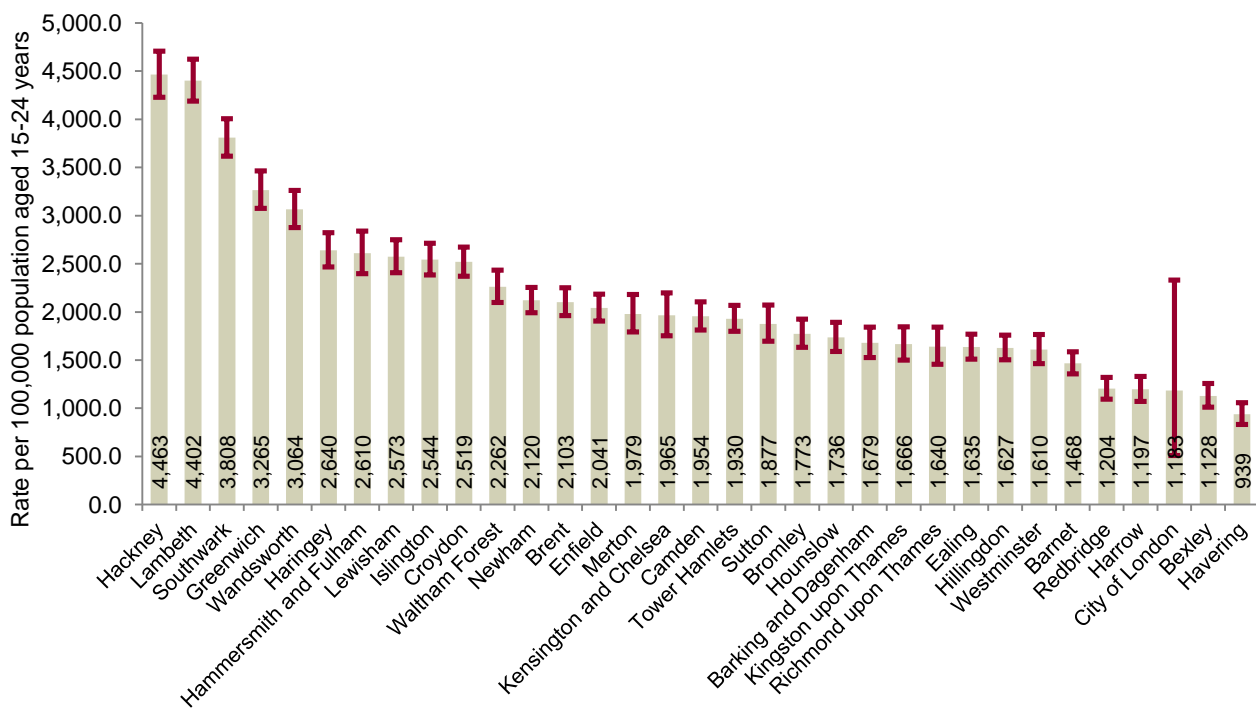


Figure 10: Rate of gonorrhoea diagnoses per 100,000 population in London residents by local authority of residence: 2017. Data source: GUMCAD

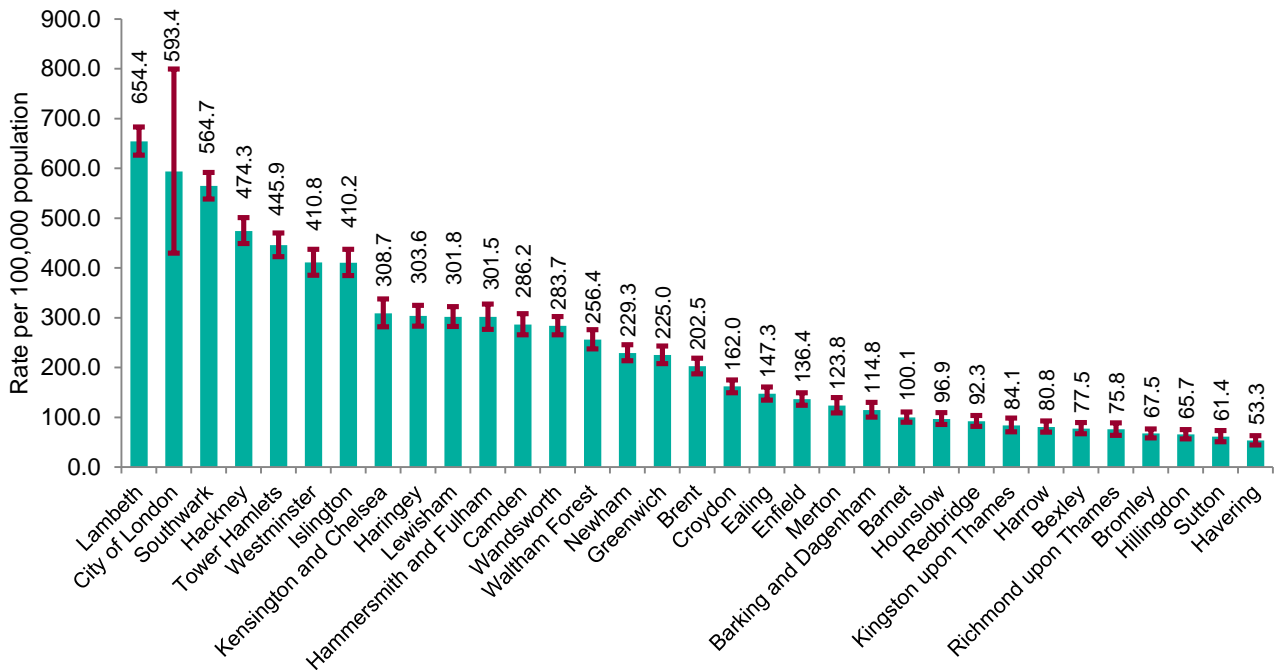
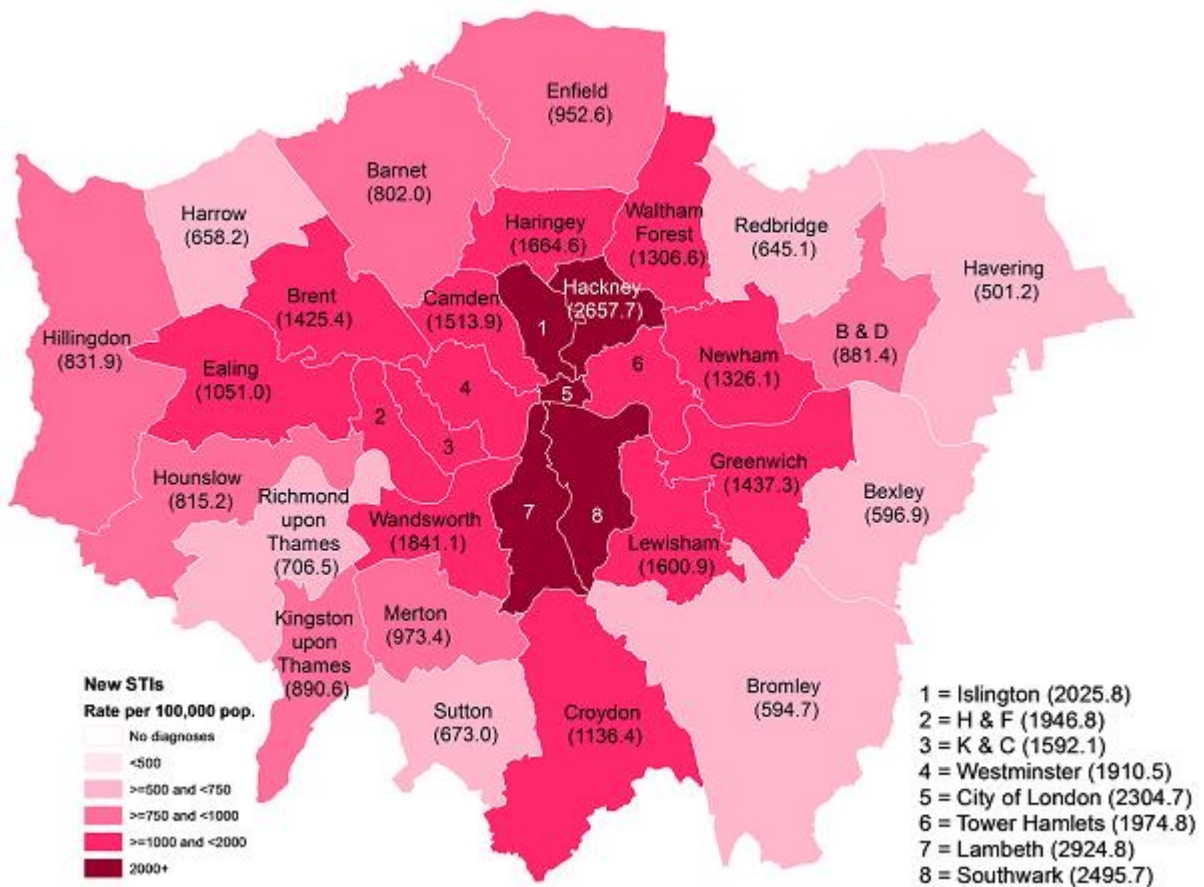


Figure 11: Map of new STI rates per 100,000 residents by local authority in London: 2017. Data sources: GUMCAD, CTAD



Contains Ordnance Survey data © Crown copyright and database right 2018. Contains National Statistics data © Crown copyright and database right 2018. Map produced using PHEGIS. Contact GIS Team, ERDMIRA, Porton Down, 01980-616937 or gis@phe.gov.uk

Figure 12: STI testing rate (excluding chlamydia in under 25 year olds) per 100,000 population in London residents aged 15 to 64: 2013-2017 Data sources: GUMCAD, CTAD



Figure 13: STI testing positivity rate (excluding chlamydia in under 25 year olds) in London residents: 2013-2017 Data sources: GUMCAD, CTAD



Table 4: Number of diagnoses of new STIs by PHEC of residence, data source and data subset: 2017 Data sources: GUMCAD, CTAD

PHEC of residence	GUMCAD			CTAD**	Total
	Specialist SHSs	Non-specialist SHSs	Enhanced GPs*		
East Midlands	21,276	859		7,209	29,344
East of England	27,179	320		7,313	34,812
London	98,585	3,232		15,269	117,086
North East	14,026	19	1	3,796	17,842
North West	37,166	978	33	14,531	52,708
South East	43,135	833		8,114	52,082
South West	24,568	262		8,917	33,747
West Midlands	29,655	92		5,888	35,635
Yorkshire and Humber	27,405	232		9,810	37,447

* This does not represent the total number of new STI diagnoses from enhanced GPs reporting to GUMCAD. The small number of diagnoses included here reflects poor data quality on the residence of cases.

** Including site type 12 chlamydia from GUMCAD.

Table 5: Number of diagnoses of the 5 main STIs in London by STI, data source and data subset: 2017 Data sources: GUMCAD, CTAD

5 main STIs	GUMCAD			CTAD**	Total
	Specialist SHSs	Non-specialist SHSs	Enhanced GPs*		
Syphilis	3,335	62			3,397
Gonorrhoea	18,876	1,154			20,030
Chlamydia	32,389			15,269	47,658
Genital Herpes	7,567	448			8,015
Genital Warts	11,959	612			12,571

** This does not represent the total number of new STI diagnoses from enhanced GPs reporting to GUMCAD. The small number of diagnoses included here reflects poor data quality on the residence of cases.

** Including site type 12 chlamydia from GUMCAD.

3. Information on data sources

For more information on local sexual health data sources please access the PHE guide: www.gov.uk/government/publications/sexual-and-reproductive-health-in-england-local-and-national-data

3.1 GUMCAD

This disaggregate reporting system collects information about attendances and diagnoses at specialist (Level 3) and non-specialist (Level 2) sexual health services including enhanced GP services. Information about the patient's area of residence is collected along with demographic data and other variables. GUMCAD superseded the earlier KC60 system and can provide data from 2009 onwards. GUMCAD is the main source of data for this report. The data extract used was produced in April 2017.

Due to limits on how much personally identifiable information sexual health clinics are able to share, it is not possible to deduplicate between different clinics. There is a possibility that some patients may be counted more than once if they are diagnosed with the same infection (for infection specific analyses) or a new STI of any type (for new STI analyses) at different clinics during the same calendar year.

3.2 CTAD

CTAD collects data on all NHS and LA/NHS-commissioned chlamydia testing carried out in England. CTAD is comprised of all chlamydia (NAATs) tests for all ages (with the exception of conjunctival samples), from all venues and for all reasons. CTAD enables unified, comprehensive reporting of all chlamydia data, to effectively monitor the impact of the NCSP through estimation of the coverage of population screening, proportion of all tests that are positive and detection rates. The data extract used was produced in February 2017.

3.3 New STIs

New STI diagnoses comprise diagnoses of the following: chancroid, LGV, donovanosis, chlamydia, gonorrhoea, genital herpes (first episode), HIV (acute and AIDS defining), *Molluscum contagiosum*, non-specific genital infection (NSGI), non-specific pelvic inflammatory disease (PID) and epididymitis, chlamydial PID and epididymitis (presented in chlamydia total), gonococcal PID and epididymitis (presented in gonorrhoea total), scabies, pediculosis pubis, syphilis (primary, secondary and early latent), trichomoniasis and genital warts (first episode), *Mycoplasma genitalium*, shigella.

3.4 Calculations

Confidence Intervals were calculated using Byar's method:

<https://fingertips.phe.org.uk/profile/guidance>

A tool for calculating common public health statistics and their confidence interval.

ONS mid-year population estimates for 2016 were used as a denominator for rates for 2017. ONS ceased producing estimates of population by ethnicity in 2011. Estimates for that year were used as a denominator for rates for 2016.

4. Further information

As of this year, all analyses for this report include data from non-specialist (Level 2) SHSs and enhanced GP services as well as specialist (Level 3) SHSs.

Please access the online 'Sexual and Reproductive Health Profiles' for further information: fingertips.phe.org.uk/profile/sexualhealth

For more information on local sexual health data sources please access the PHE guide: www.gov.uk/government/publications/sexual-and-reproductive-health-in-england-local-and-national-data

Local authorities have access to LA sexual health epidemiology reports (LASERs) and the HIV and STI portal. They should contact: josh.forde@phe.gov.uk if they do not have access to this information.

For information on HIV in London please access: www.gov.uk/government/publications/hiv-london-annual-data-spotlight

For information on STIs and HIV in MSM in London please access: www.gov.uk/government/publications/hiv-and-stis-in-men-who-have-sex-with-men-in-london

5. About The Field Service

The Field Service (FS) supports Public Health England Centres and partner organisations through the application of epidemiological methods to inform public health action.

FS does this in 2 main ways. Firstly, by providing a flexible expert resource available, as and when needed, to undertake epidemiological investigations for key health protection work. Secondly, through the expert analysis, interpretation and dissemination of surveillance information to PHE Centres, local health partners, service providers and commissioners of services.

Within the FS network, excellence and innovation is encouraged. We foster academic collaborations and take active part and lead in research, development and training.

You can contact your local FS team at: fes.seal@phe.gov.uk

If you have any comments or feedback regarding this report or the Field Service, please contact: josh.forde@phe.gov.uk

6. Acknowledgements

We would like to thank the following:

- local SHSs for supplying the SHS data
- local laboratories for supplying the CTAD data
- PHE Centre for Infectious Disease Surveillance and Control (CIDSC) HIV and STI surveillance teams for collection, analysis and distribution of data